




City of Pembroke Pines, Florida



2017-2018

Charter School Budget



Visit us on the web at
www.pinescharter.net

City of Pembroke Pines, Florida
 Charter Schools Budget
 Fiscal Year 2017-18

Position Comparison by Function

Fund 170	Charter Elementary School Summary	170-1
	Charter Elementary East Campus	170-2
	Charter Elementary West Campus	170-3
	Charter Elementary Central Campus	170-4
Fund 171	Charter Middle School Summary	171-1
	Charter Middle West Campus	171-2
	Charter Middle Central Campus	171-3
Fund 172	Academic Village	172-1
Fund 173	FSU Charter Elementary School	173-1

Summary of Revenues/Expenditures

Fund 170	Charter Elementary School	170-5
Fund 171	Charter Middle School	171-4
Fund 172	Academic Village	172-2
Fund 173	FSU Charter Elementary School	173-2

Revenue Detail

Fund 170	Charter Elementary School	170-6
Fund 171	Charter Middle School	171-5
Fund 172	Academic Village	172-3
Fund 173	FSU Charter Elementary School	173-3

Expenditure Detail

Fund 170	Charter Elementary School	170-7
	East Campus	170-8
	West Campus	170-22
	Central Campus	170-36
Fund 171	Charter Middle School	
	West Campus	171-6
	Central Campus	171-20
Fund 172	Academic Village	172-4
Fund 173	FSU Charter Elementary School	173-4

City of Pembroke Pines, Florida
170 Charter Elementary Schools
Position Comparison By Function

School Function	Job Class	2016-17 Existing Positions		2017-18 New Positions		2017-18 Total Positions	
		FT	PT	FT	PT	FT	PT
5101 K-3 Basic							
	12910 Chtr Sch Teacher	68.75	-	-	-	68.75	-
	13554 P/T Teacher Assistant	-	46.0	-	(10.0)	-	36.0
	13559 P/T Certified Teacher	-	1.0	-	-	-	1.0
5102 4-8 Basic							
	12910 Chtr Sch Teacher	34.25	-	-	-	34.25	-
	13554 P/T Teacher Assistant	-	20.0	-	(8.0)	-	12.0
5250 Exceptional Student Prog							
	12558 Speech Therapist	1.0	-	-	-	1.0	-
	12910 Chtr Sch Teacher	6.99	-	1.0	-	7.99	-
	13554 P/T Teacher Assistant	-	2.0	-	(2.0)	-	-
6120 Guidance Services							
	12956 School Counselor	3.0	-	-	-	3.0	-
6200 Instruct Media Services							
	12950 Teacher Assistant	1.0	-	-	-	1.0	-
	12957 Media Specialist	3.0	-	-	-	3.0	-
	13554 P/T Teacher Assistant	-	1.0	-	(1.0)	-	-
7300 School Administration							
	12125 Sch Clerical Spec I	4.0	-	-	-	4.0	-
	12138 Sch Clerical Spec II	2.0	-	-	-	2.0	-
	12155 Sch Administrative Assistant I	1.0	-	-	-	1.0	-
	12952 Bookkeeper	2.0	-	-	-	2.0	-
	12953 Assistant Principal	3.0	-	-	-	3.0	-
	12968 Principal East Campus	1.0	-	-	-	1.0	-
	12969 Principal West Campus	0.5	-	-	-	0.5	-
	12970 Principal Central Campus	0.5	-	-	-	0.5	-
9102 Child Care Supervision							
	13190 P/T After School Director	-	5.0	-	-	-	5.0
	13403 P/T Bookkeeper	-	3.0	-	-	-	3.0
	13556 P/T After School Care	-	45.0	-	-	-	45.0
	13683 Sch P/T Clerk Spec I	-	3.0	-	-	-	3.0
Total Charter Elementary Schools		131.99	126.0	1.0	(21.0)	132.99	105.0

City of Pembroke Pines, Florida
170 Charter Elementary Schools
550 Elementary East Campus
Position Comparison By Function

School Function	Job Class	2016-17 Existing Positions		2017-18 New Positions		2017-18 Total Positions	
		FT	PT	FT	PT	FT	PT
5101 K-3 Basic							
	12910 Chtr Sch Teacher	26.03	-	-	-	26.03	-
	13554 P/T Teacher Assistant	-	15.0	-	(4.0)	-	11.0
5102 4-8 Basic							
	12910 Chtr Sch Teacher	12.97	-	-	-	12.97	-
	13554 P/T Teacher Assistant	-	8.0	-	(3.0)	-	5.0
5250 Exceptional Student Prog							
	12910 Chtr Sch Teacher	2.33	-	1.0	-	3.33	-
6120 Guidance Services							
	12956 School Counselor	1.0	-	-	-	1.0	-
6200 Instruct Media Services							
	12957 Media Specialist	1.0	-	-	-	1.0	-
	13554 P/T Teacher Assistant	-	1.0	-	(1.0)	-	-
7300 School Administration							
	12125 Sch Clerical Spec I	1.0	-	-	-	1.0	-
	12155 Sch Administrative Assistant I	1.0	-	-	-	1.0	-
	12952 Bookkeeper	1.0	-	-	-	1.0	-
	12953 Assistant Principal	1.0	-	-	-	1.0	-
	12968 Principal East Campus	1.0	-	-	-	1.0	-
9102 Child Care Supervision							
	13190 P/T After School Director	-	2.0	-	-	-	2.0
	13403 P/T Bookkeeper	-	1.0	-	-	-	1.0
	13556 P/T After School Care	-	13.0	-	-	-	13.0
	13683 Sch P/T Clerk Spec I	-	1.0	-	-	-	1.0
550 Elementary East Campus		48.33	41.0	1.0	(8.0)	49.33	33.0

City of Pembroke Pines, Florida
170 Charter Elementary Schools
551 Elementary West Campus
Position Comparison By Function

School Function	Job Class	2016-17 Existing Positions		2017-18 New Positions		2017-18 Total Positions	
		FT	PT	FT	PT	FT	PT
5101 K-3 Basic							
	12910 Chtr Sch Teacher	21.36	-	-	-	21.36	-
	13554 P/T Teacher Assistant	-	16.0	-	(4.0)	-	12.0
	13559 P/T Certified Teacher	-	1.0	-	-	-	1.0
5102 4-8 Basic							
	12910 Chtr Sch Teacher	10.64	-	-	-	10.64	-
	13554 P/T Teacher Assistant	-	6.0	-	(2.0)	-	4.0
5250 Exceptional Student Prog							
	12558 Speech Therapist	0.5	-	-	-	0.5	-
	12910 Chtr Sch Teacher	2.33	-	-	-	2.33	-
	13554 P/T Teacher Assistant	-	1.0	-	(1.0)	-	-
6120 Guidance Services							
	12956 School Counselor	1.0	-	-	-	1.0	-
6200 Instruct Media Services							
	12950 Teacher Assistant	1.0	-	-	-	1.0	-
	12957 Media Specialist	1.0	-	-	-	1.0	-
7300 School Administration							
	12125 Sch Clerical Spec I	1.5	-	-	-	1.5	-
	12952 Bookkeeper	0.5	-	-	-	0.5	-
	12953 Assistant Principal	1.0	-	-	-	1.0	-
	12969 Principal West Campus	0.5	-	-	-	0.5	-
9102 Child Care Supervision							
	13190 P/T After School Director	-	1.0	-	-	-	1.0
	13403 P/T Bookkeeper	-	1.0	-	-	-	1.0
	13556 P/T After School Care	-	16.0	-	-	-	16.0
	13683 Sch P/T Clerk Spec I	-	1.0	-	-	-	1.0
551 Elementary West Campus		41.33	43.0	-	(7.0)	41.33	36.0

City of Pembroke Pines, Florida
170 Charter Elementary Schools
552 Elementary Central Campus
Position Comparison By Function

School Function	Job Class	2016-17 Existing Positions		2017-18 New Positions		2017-18 Total Positions	
		FT	PT	FT	PT	FT	PT
5101 K-3 Basic							
	12910 Chtr Sch Teacher	21.36	-	-	-	21.36	-
	13554 P/T Teacher Assistant	-	15.0	-	(2.0)	-	13.0
5102 4-8 Basic							
	12910 Chtr Sch Teacher	10.64	-	-	-	10.64	-
	13554 P/T Teacher Assistant	-	6.0	-	(3.0)	-	3.0
5250 Exceptional Student Prog							
	12558 Speech Therapist	0.5	-	-	-	0.5	-
	12910 Chtr Sch Teacher	2.33	-	-	-	2.33	-
	13554 P/T Teacher Assistant	-	1.0	-	(1.0)	-	-
6120 Guidance Services							
	12956 School Counselor	1.0	-	-	-	1.0	-
6200 Instruct Media Services							
	12957 Media Specialist	1.0	-	-	-	1.0	-
7300 School Administration							
	12125 Sch Clerical Spec I	1.5	-	-	-	1.5	-
	12138 Sch Clerical Spec II	2.0	-	-	-	2.0	-
	12952 Bookkeeper	0.5	-	-	-	0.5	-
	12953 Assistant Principal	1.0	-	-	-	1.0	-
	12970 Principal Central Campus	0.5	-	-	-	0.5	-
9102 Child Care Supervision							
	13190 P/T After School Director	-	2.0	-	-	-	2.0
	13403 P/T Bookkeeper	-	1.0	-	-	-	1.0
	13556 P/T After School Care	-	16.0	-	-	-	16.0
	13683 Sch P/T Clerk Spec I	-	1.0	-	-	-	1.0
552 Elementary Central Campus		42.33	42.0	-	(6.0)	42.33	36.0
Total Charter Elementary Schools		131.99	126.0	1.0	(21.0)	132.99	105.0

City of Pembroke Pines, Florida
Broward County Sponsored Charter Schools
Charter Elementary Schools
Summary of Revenues and Expenditures 2017-18

REVENUES/SOURCES

Intergovernmental Revenue	14,672,986
Charges for Services	1,124,832
Miscellaneous Revenues	1,010,292
Other Sources	349,634
	17,157,744
	\$ 17,157,744

EXPENDITURES/USES

	<u>Total</u>	<u>East</u>	<u>West</u>	<u>Central</u>
K-3 Basic	5,552,326	1,977,640	1,824,016	1,750,670
4-8 Basic	2,715,182	1,031,237	843,878	840,067
Exceptional Student Prog	740,922	247,873	246,260	246,789
Substitute Teachers	168,734	69,342	47,385	52,007
Guidance Services	218,515	64,220	78,747	75,548
Instruct Media Services	312,780	98,406	110,158	104,216
Instructional Staff Training services	33,550	5,200	14,850	13,500
School Administration	1,868,767	747,240	516,716	604,811
Facilities Acquisition & Construction	1,222,589	527,917	270,210	424,462
Food Services	797,858	324,584	223,785	249,489
Pupil Transfer Services	698,476	245,286	226,565	226,625
Operation of Plant	2,427,206 ¹	632,526	538,408	581,759
Child Care Supervision	400,839	125,772	129,249	145,818
	17,157,744	6,097,243	5,070,227	5,315,761
	\$ 17,157,744	6,097,243	5,070,227	5,315,761

Surplus (Deficit) \$	-
-----------------------------	---

¹ Total Operation of Plant includes a transfer amount of \$674,513 to the Middle Schools and Academic Village.

City of Pembroke Pines, Florida
Broward County Sponsored Charter Schools
Charter Elementary Schools Revenues

170-6

Acct Function - Division - School Function	Budget 2017-18
Intergovernmental Revenue	
331602 5051 3262 Sch Breakfast Rmb-Severe Need	28,938
331603 5051 3262 Sch Breakfast Rmb-Non Severe Need	22,835
331604 5051 3261 Sch Lunch Reimb-Free/Reduced	283,148
331606 5051 3265 Commodities - Donated Food	56,830
331616 5051 3290 IDEA Grant	7,082
335900 5051 3344 District discretionary lottery fund	32,853
335910 5051 3310 FL education finance program	8,784,420
335912 5051 3310 Digital Classroom Allocation	36,016
335915 5051 3390 Class Size Reduction	2,452,837
335920 5051 3336 Instructional materials	137,742
335925 5051 3336 Library Media Materials	8,355
335927 5051 3336 Science Lab Materials	2,284
335935 5051 3337 School Breakfast Supplement	1,124
335936 5051 3338 School Lunch Supplement	2,472
335950 5051 3310 Safe Schools	42,179
335970 5051 3310 District School Taxes	1,394,488
335980 5051 3354 Transportation revenue	151,578
335985 5051 3310 ESE Guaranteed Allocation	339,496
335991 5051 3391 Public Education Capital Outlay (PECO)	362,589
335993 5051 3374 Summer Reading Program	84,536
335995 5051 3374 Supplemental Academic Instruction	441,184
Total Intergovernmental Revenue	\$14,672,986
Charges for Services	
347905 5051 3489 Before & after school education	959,400
347906 5051 3354 In-House Transportation	165,432
Total Charges for Services	\$1,124,832
Miscellaneous Revenues	
361030 3431 Interest from FLOC 1-3 yr Bond Fund	10,000
362030 5051 3425 Rental-city facilities	85,211
362031 5051 3425 Rental- cell towers - Exempt	66,459
366015 5051 3440 Contributions	387,072
369025 3495 ICMA Forfeiture Revenue	10,000
369026 5051 3495 E-Rate Program	6,444
369040 5051 3495 Other miscellaneous revenue	500
369045 5051 3451 Food Sales	444,606
Total Miscellaneous Revenues	\$1,010,292
Other Sources	
389951 5051 3489 Estimated budget savings	349,634
Total Other Sources	\$349,634
Total Charter Elementary Schools	\$17,157,744

**City of Pembroke Pines, Florida
Broward County Sponsored Charter Schools
Blank Expenditures**

170	Charter Elementary Schools	
569	Other human services	
5051	Charter Elementary Schools	Budget
7900	Operation of Plant	<u>2017-18</u>
Other		
91171	971 Transfer to Charter Middle School	102,295
91172	971 Transfer to Charter High School	<u>572,218</u>
Total Other 7900 Operation of Plant		\$674,513
<hr/>		
Total 7900 Operation of Plant		\$674,513
<hr/>		
Total Project Blank		\$674,513
<hr/>		

City of Pembroke Pines, Florida
Broward County Sponsored Charter Schools
Elementary East Campus Expenditures

170	Charter Elementary Schools	
569	Other human services	
5051	Charter Elementary Schools	Budget
5101	K-3 Basic	<u>2017-18</u>
Personnel		
12910	120 Chtr Sch Teacher	1,116,059
12996	291 Sick leave - retire/term	2,500
12997	291 Sick leave - annual	500
13554	150 P/T Teacher Assistant	71,049
15005	291 Supplements	81,711
15015	291 Payment in lieu of benefits	4,010
21000	221 Social Security- matching	97,650
22200	211 Retirement contribution - FRS	92,629
22500	211 ICMA - city portion	8,220
23000	231 Health Insurance	387,405
23100	232 Life Insurance	6,463
24000	241 Workers compensation	9,900
26300	211 General retiree health contrib	3,178
	Total Personnel 5101 K-3 Basic	\$1,881,274
Operating		
46250	351 R & M equipment	3,900
52182	513 Testing material	2,200
52590	590 Other Mat'l & Sply	10,000
52650	642 Equip < than \$1000	4,000
52653	644 Computer equipment < \$1000	1,500
54100	521 Memberships/ dues/ subscription	8,400
54520	520 Textbooks	66,366
	Total Operating 5101 K-3 Basic	\$96,366
	Total 5101 K-3 Basic	\$1,977,640

City of Pembroke Pines, Florida
Broward County Sponsored Charter Schools
Elementary East Campus Expenditures

170	Charter Elementary Schools	
569	Other human services	
5051	Charter Elementary Schools	Budget
5102	4-8 Basic	<u>2017-18</u>
Personnel		
12910	120 Chtr Sch Teacher	572,994
12997	291 Sick leave - annual	800
13554	150 P/T Teacher Assistant	32,295
15005	291 Supplements	44,962
15015	291 Payment in lieu of benefits	793
21000	221 Social Security- matching	49,903
22200	211 Retirement contribution - FRS	51,582
22500	211 ICMA - city portion	11
23000	231 Health Insurance	201,014
23100	232 Life Insurance	3,319
24000	241 Workers compensation	5,045
26300	211 General retiree health contrib	1,794
Total Personnel 5102 4-8 Basic		\$964,512
Operating		
46250	351 R & M equipment	2,205
52590	590 Other Mat'l & Sply	8,000
52650	642 Equip < than \$1000	3,220
52653	644 Computer equipment < \$1000	1,300
54100	521 Memberships/ dues/ subscription	7,000
54520	520 Textbooks	45,000
Total Operating 5102 4-8 Basic		\$66,725
Total 5102 4-8 Basic		\$1,031,237

City of Pembroke Pines, Florida
Broward County Sponsored Charter Schools
Elementary East Campus Expenditures

170	Charter Elementary Schools	
569	Other human services	
5051	Charter Elementary Schools	Budget
5250	Exceptional Student Prog	<u>2017-18</u>
Personnel		
12910	120 Chtr Sch Teacher	136,468
15005	291 Supplements	8,577
21000	221 Social Security- matching	11,102
22200	211 Retirement contribution - FRS	10,130
22500	211 ICMA - city portion	1,363
23000	231 Health Insurance	52,957
23100	232 Life Insurance	791
24000	241 Workers compensation	1,138
26300	211 General retiree health contrib	322
Total Personnel 5250 Exceptional Student Prog		\$222,848
Operating		
31310	310 Prof & Tech Services	5,000
34989	310 Contractual service provider	11,625
47100	395 Printing	500
52590	590 Other Mat'l & Sply	1,200
52650	642 Equip < than \$1000	500
52653	644 Computer equipment < \$1000	1,200
54520	520 Textbooks	5,000
Total Operating 5250 Exceptional Student Prog		\$25,025
Total 5250 Exceptional Student Prog		\$247,873

City of Pembroke Pines, Florida
Broward County Sponsored Charter Schools
Elementary East Campus Expenditures

170	Charter Elementary Schools	
569	Other human services	
5051	Charter Elementary Schools	Budget
5901	Substitute Teachers	<u>2017-18</u>
Personnel		
13140	140 Temp Sub Teacher	60,000
21000	221 Social Security- matching	4,590
22200	211 Retirement contribution - FRS	<u>4,752</u>
Total Personnel 5901 Substitute Teachers		\$69,342
Total 5901 Substitute Teachers		\$69,342

City of Pembroke Pines, Florida
Broward County Sponsored Charter Schools
Elementary East Campus Expenditures

170	Charter Elementary Schools	
569	Other human services	
5051	Charter Elementary Schools	Budget
6120	Guidance Services	<u>2017-18</u>
Personnel		
12956	130 School Counselor	40,073
21000	221 Social Security- matching	3,066
22200	211 Retirement contribution - FRS	3,174
23000	231 Health Insurance	15,903
23100	232 Life Insurance	232
24000	241 Workers compensation	334
26300	211 General retiree health contrib	138
Total Personnel 6120 Guidance Services		\$62,920
Operating		
52590	590 Other Mat'l & Sply	800
52650	642 Equip < than \$1000	500
Total Operating 6120 Guidance Services		\$1,300
Total 6120 Guidance Services		\$64,220

City of Pembroke Pines, Florida
Broward County Sponsored Charter Schools
Elementary East Campus Expenditures

170	Charter Elementary Schools	
569	Other human services	
5051	Charter Elementary Schools	Budget
6200	Instruct Media Services	<u>2017-18</u>
Personnel		
12957	130 Media Specialist	54,366
15005	291 Supplements	2,000
21000	221 Social Security- matching	4,312
22200	211 Retirement contribution - FRS	4,465
23000	231 Health Insurance	15,903
23100	232 Life Insurance	315
24000	241 Workers compensation	453
26300	211 General retiree health contrib	138
Total Personnel 6200 Instruct Media Services		\$81,952
Operating		
52650	642 Equip < than \$1000	3,500
52652	692 Software < than \$1000 &/or licenses	3,454
52653	644 Computer equipment < \$1000	700
54505	521 Media	2,000
54510	611 Media Books	6,800
Total Operating 6200 Instruct Media Services		\$16,454
Total 6200 Instruct Media Services		\$98,406

City of Pembroke Pines, Florida
Broward County Sponsored Charter Schools
Elementary East Campus Expenditures

170	Charter Elementary Schools	
569	Other human services	
5051	Charter Elementary Schools	Budget
6400	Instructional Staff Training services	<u>2017-18</u>
Operating		
40100 330	Travel/conferences	<u>5,200</u>
Total Operating 6400 Instructional Staff Training services		\$5,200
Total 6400 Instructional Staff Training services		\$5,200

City of Pembroke Pines, Florida
Broward County Sponsored Charter Schools
Elementary East Campus Expenditures

170	Charter Elementary Schools	
569	Other human services	
5051	Charter Elementary Schools	Budget
7300	School Administration	<u>2017-18</u>
Personnel		
12125	160 Sch Clerical Spec I	24,981
12155	110 Sch Administrative Assistant I	40,278
12952	160 Bookkeeper	42,249
12953	110 Assistant Principal	88,005
12968	110 Principal East Campus	117,000
12992	291 Vacation leave - retire/term	1,000
12996	291 Sick leave - retire/term	1,000
12997	291 Sick leave - annual	1,000
15005	291 Supplements	2,000
15015	291 Payment in lieu of benefits	2,401
21000	221 Social Security- matching	24,409
22200	211 Retirement contribution - FRS	19,667
22500	211 ICMA - city portion	5,517
23000	231 Health Insurance	63,612
23100	232 Life Insurance	1,808
24000	241 Workers compensation	2,603
26300	211 General retiree health contrib	690
Total Personnel 7300 School Administration		\$438,220
Operating		
30010	790 Contingency	45,270
31300	311 Professional services-Outside Legal	6,000
31310	310 Prof & Tech Services	9,881
34989	310 Contractual service provider	107,162
40100	330 Travel/conferences	1,025
44200	362 Rents- machinery & equipment	7,341
46250	351 R & M equipment	300
46800	350 Maintenance contracts	10,000
46801	350 I.T. Maintenance contracts	15,350
47100	395 Printing	1,800
49000	391 Legal/employment ads	500
52590	590 Other Mat'l & Sply	6,000
52650	642 Equip < than \$1000	4,000
52652	692 Software < than \$1000 &/or licenses	43,227
52653	644 Computer equipment < \$1000	5,026
52790	790 Miscellaneous Expense	238
54100	521 Memberships/ dues/ subscription	2,500
Total Operating 7300 School Administration		\$265,620
Capital		
64066	641 File cabinets- other	1,400
64400	641 Other equipment	42,000
Total Capital 7300 School Administration		\$43,400
Total 7300 School Administration		\$747,240

City of Pembroke Pines, Florida
Broward County Sponsored Charter Schools
Elementary East Campus Expenditures

170	Charter Elementary Schools	
569	Other human services	
5051	Charter Elementary Schools	Budget
7400	Facilities Acquisition & Construction	<u>2017-18</u>
Operating		
44360	360 Rentals	<u>527,917</u>
Total Operating 7400 Facilities Acquisition & Construction		\$527,917
Total 7400 Facilities Acquisition & Construction		\$527,917

City of Pembroke Pines, Florida
Broward County Sponsored Charter Schools
Elementary East Campus Expenditures

170	Charter Elementary Schools	
569	Other human services	
5051	Charter Elementary Schools	Budget
7600	Food Services	<u>2017-18</u>
Operating		
31310	310 Prof & Tech Services	271,967
40100	330 Travel/conferences	5
41370	370 Communications	325
43380	380 Pub Ut Svc Othr Energ Sv	1,500
43430	430 Electricity	8,300
46150	350 R & M- land- building & improvement	500
46250	351 R & M equipment	2,300
46800	350 Maintenance contracts	1,000
52650	642 Equip < than \$1000	1,734
52790	790 Miscellaneous Expense	575
52910	580 Commodity Consumption	20,044
Total Operating 7600 Food Services		\$308,250
Capital		
64115	641 Kitchen equipment	834
64151	641 Oven	15,500
Total Capital 7600 Food Services		\$16,334
Total 7600 Food Services		\$324,584

City of Pembroke Pines, Florida
Broward County Sponsored Charter Schools
Elementary East Campus Expenditures

170	Charter Elementary Schools	
569	Other human services	
5051	Charter Elementary Schools	Budget
7800	Pupil Transfer Services	<u>2017-18</u>
Operating		
34300	390 Contract- laundry & cleaning	116
34990	310 Contractual services- other	181,614
41370	370 Communications	381
43380	380 Pub Ut Svc Othr Energ Sv	550
43430	430 Electricity	605
44200	362 Rents- machinery & equipment	91
45000	370 Insurance	12,309
45320	320 Insurance & Bond Premium	1,718
46150	350 R & M- land- building & improvement	200
46250	351 R & M equipment	300
46300	351 R & M motor vehicles	27,041
46800	350 Maintenance contracts	53
49000	391 Legal/employment ads	138
49105	370 License renewals	41
52540	451 Fuel	18,479
52600	642 Clothing/uniforms	527
52650	642 Equip < than \$1000	344
52790	790 Miscellaneous Expense	779
Total Operating 7800 Pupil Transfer Services		\$245,286
Total 7800 Pupil Transfer Services		\$245,286

City of Pembroke Pines, Florida
Broward County Sponsored Charter Schools
Elementary East Campus Expenditures

170	Charter Elementary Schools	
569	Other human services	
5051	Charter Elementary Schools	Budget
7900	Operation of Plant	<u>2017-18</u>
Operating		
32100	312 Accounting and auditing fees	4,091
34500	350 Contract- building maintenance	117,605
34982	310 Function sourcing- Grounds/Facilities	3,065
34990	310 Contractual services- other	16,761
41370	370 Communications	9,968
43380	380 Pub Ut Svc Othr Energ Sv	8,000
43430	430 Electricity	73,796
44210	360 IT/Telecommunications Services	99,280
45320	320 Insurance & Bond Premium	71,499
46150	350 R & M- land- building & improvement	70,488
46210	682 Energy Savings Project	49,271
46250	351 R & M equipment	3,100
49175	794 Administrative fees	96,475
49177	794 Bwd Administrative Fee	4,127
52590	590 Other Mat'l & Sply	500
52650	642 Equip < than \$1000	4,000
52790	790 Miscellaneous Expense	500
Total Operating 7900 Operation of Plant		\$632,526
Total 7900 Operation of Plant		\$632,526

City of Pembroke Pines, Florida
Broward County Sponsored Charter Schools
Elementary East Campus Expenditures

170	Charter Elementary Schools	
569	Other human services	
5051	Charter Elementary Schools	Budget
9102	Child Care Supervision	<u>2017-18</u>
Personnel		
13190	160 P/T After School Director	28,640
13403	160 P/T Bookkeeper	6,423
13556	160 P/T After School Care	66,976
13683	160 Sch P/T Clerk Spec I	5,553
21000	221 Social Security- matching	8,244
22200	211 Retirement contribution - FRS	8,536
24000	241 Workers compensation	900
Total Personnel 9102 Child Care Supervision		\$125,272
Operating		
52590	590 Other Mat'l & Sply	500
Total Operating 9102 Child Care Supervision		\$500
Total 9102 Child Care Supervision		\$125,772
Total Project 550 Elementary East Campus		\$6,097,243

City of Pembroke Pines, Florida
Broward County Sponsored Charter Schools
Elementary West Campus Expenditures

170	Charter Elementary Schools	
569	Other human services	
5051	Charter Elementary Schools	Budget
5101	K-3 Basic	<u>2017-18</u>
Personnel		
12910	120 Chtr Sch Teacher	1,033,186
12996	291 Sick leave - retire/term	2,000
12997	291 Sick leave - annual	4,000
13554	150 P/T Teacher Assistant	77,508
13559	120 P/T Certified Teacher	31,083
15005	291 Supplements	73,152
15015	291 Payment in lieu of benefits	11,213
21000	221 Social Security- matching	94,306
22200	211 Retirement contribution - FRS	94,316
22500	211 ICMA - city portion	2,840
23000	231 Health Insurance	265,428
23100	232 Life Insurance	5,979
24000	241 Workers compensation	9,516
26300	211 General retiree health contrib	2,944
Total Personnel 5101 K-3 Basic		\$1,707,471
Operating		
31310	310 Prof & Tech Services	29,110
46250	351 R & M equipment	1,900
52182	513 Testing material	3,435
52590	590 Other Mat'l & Sply	16,000
52650	642 Equip < than \$1000	3,500
52653	644 Computer equipment < \$1000	1,200
54100	521 Memberships/ dues/ subscription	6,400
54520	520 Textbooks	55,000
Total Operating 5101 K-3 Basic		\$116,545
Total 5101 K-3 Basic		\$1,824,016

City of Pembroke Pines, Florida
Broward County Sponsored Charter Schools
Elementary West Campus Expenditures

170	Charter Elementary Schools	
569	Other human services	
5051	Charter Elementary Schools	Budget
5102	4-8 Basic	<u>2017-18</u>
Personnel		
12910	120 Chtr Sch Teacher	482,760
12996	291 Sick leave - retire/term	500
12997	291 Sick leave - annual	500
13554	150 P/T Teacher Assistant	25,836
15005	291 Supplements	38,584
15015	291 Payment in lieu of benefits	3,194
21000	221 Social Security- matching	42,218
22200	211 Retirement contribution - FRS	38,399
22500	211 ICMA - city portion	5,224
23000	231 Health Insurance	148,057
23100	232 Life Insurance	2,797
24000	241 Workers compensation	4,242
26300	211 General retiree health contrib	1,472
Total Personnel 5102 4-8 Basic		\$793,783
Operating		
31310	310 Prof & Tech Services	200
46250	351 R & M equipment	1,700
52182	513 Testing material	620
52590	590 Other Mat'l & Sply	8,000
52650	642 Equip < than \$1000	2,000
52653	644 Computer equipment < \$1000	750
54100	521 Memberships/ dues/ subscription	5,400
54520	520 Textbooks	31,425
Total Operating 5102 4-8 Basic		\$50,095
Total 5102 4-8 Basic		\$843,878

City of Pembroke Pines, Florida
Broward County Sponsored Charter Schools
Elementary West Campus Expenditures

170	Charter Elementary Schools	
569	Other human services	
5051	Charter Elementary Schools	Budget
5250	Exceptional Student Prog	<u>2017-18</u>
Personnel		
12558	120 Speech Therapist	23,410
12910	120 Chtr Sch Teacher	116,880
12996	291 Sick leave - retire/term	500
13140	140 Temp Sub Teacher	1,500
15005	291 Supplements	11,724
21000	221 Social Security- matching	11,790
22200	211 Retirement contribution - FRS	12,166
23000	231 Health Insurance	45,006
23100	232 Life Insurance	813
24000	241 Workers compensation	1,169
26300	211 General retiree health contrib	391
Total Personnel 5250 Exceptional Student Prog		\$225,349
Operating		
31310	310 Prof & Tech Services	3,500
34989	310 Contractual service provider	13,211
47100	395 Printing	200
52590	590 Other Mat'l & Sply	1,750
52653	644 Computer equipment < \$1000	250
54520	520 Textbooks	2,000
Total Operating 5250 Exceptional Student Prog		\$20,911
Total 5250 Exceptional Student Prog		\$246,260

City of Pembroke Pines, Florida
Broward County Sponsored Charter Schools
Elementary West Campus Expenditures

170	Charter Elementary Schools	
569	Other human services	
5051	Charter Elementary Schools	Budget
5901	Substitute Teachers	<u>2017-18</u>
Personnel		
13140	140 Temp Sub Teacher	41,000
21000	221 Social Security- matching	3,137
22200	211 Retirement contribution - FRS	<u>3,248</u>
Total Personnel 5901 Substitute Teachers		\$47,385
Total 5901 Substitute Teachers		\$47,385

City of Pembroke Pines, Florida
Broward County Sponsored Charter Schools
Elementary West Campus Expenditures

170	Charter Elementary Schools	
569	Other human services	
5051	Charter Elementary Schools	Budget
6120	Guidance Services	<u>2017-18</u>
Personnel		
12956	130 School Counselor	41,379
15005	291 Supplements	10,984
21000	221 Social Security- matching	4,008
22200	211 Retirement contribution - FRS	4,150
23000	231 Health Insurance	15,903
23100	232 Life Insurance	240
24000	241 Workers compensation	345
26300	211 General retiree health contrib	138
Total Personnel 6120 Guidance Services		\$77,147
Operating		
52590	590 Other Mat'l & Sply	1,300
52653	644 Computer equipment < \$1000	300
Total Operating 6120 Guidance Services		\$1,600
Total 6120 Guidance Services		\$78,747

City of Pembroke Pines, Florida
Broward County Sponsored Charter Schools
Elementary West Campus Expenditures

170	Charter Elementary Schools	
569	Other human services	
5051	Charter Elementary Schools	Budget
6200	Instruct Media Services	<u>2017-18</u>
Personnel		
12950	150 Teacher Assistant	15,118
12957	130 Media Specialist	43,154
15005	291 Supplements	5,650
15015	291 Payment in lieu of benefits	2,401
21000	221 Social Security- matching	5,076
22200	211 Retirement contribution - FRS	5,256
23000	231 Health Insurance	15,903
23100	232 Life Insurance	338
24000	241 Workers compensation	486
26300	211 General retiree health contrib	276
Total Personnel 6200 Instruct Media Services		\$93,658
Operating		
52650	642 Equip < than \$1000	1,000
52652	692 Software < than \$1000 &/or licenses	1,700
52653	644 Computer equipment < \$1000	300
54100	521 Memberships/ dues/ subscription	1,000
54505	521 Media	4,500
54510	611 Media Books	8,000
Total Operating 6200 Instruct Media Services		\$16,500
Total 6200 Instruct Media Services		\$110,158

City of Pembroke Pines, Florida
Broward County Sponsored Charter Schools
Elementary West Campus Expenditures

170	Charter Elementary Schools	
569	Other human services	
5051	Charter Elementary Schools	Budget
6400	Instructional Staff Training services	<u>2017-18</u>
Operating		
31310	310 Prof & Tech Services	8,150
40100	330 Travel/conferences	<u>6,700</u>
Total Operating 6400 Instructional Staff Training services		\$14,850
Total 6400 Instructional Staff Training services		\$14,850

City of Pembroke Pines, Florida
Broward County Sponsored Charter Schools
Elementary West Campus Expenditures

170	Charter Elementary Schools	
569	Other human services	
5051	Charter Elementary Schools	Budget
7300	School Administration	<u>2017-18</u>
Personnel		
12125	160 Sch Clerical Spec I	32,973
12952	160 Bookkeeper	20,514
12953	110 Assistant Principal	88,005
12969	110 Principal West Campus	53,498
12992	291 Vacation leave - retire/term	1,000
12996	291 Sick leave - retire/term	1,000
12997	291 Sick leave - annual	1,000
15005	291 Supplements	2,280
15015	291 Payment in lieu of benefits	2,401
21000	221 Social Security- matching	15,510
22200	211 Retirement contribution - FRS	14,273
22500	211 ICMA - city portion	1,625
23000	231 Health Insurance	39,759
23100	232 Life Insurance	1,130
24000	241 Workers compensation	1,625
26300	211 General retiree health contrib	483
Total Personnel 7300 School Administration		\$277,076
Operating		
30010	790 Contingency	45,155
31300	311 Professional services-Outside Legal	5,000
31310	310 Prof & Tech Services	8,046
34989	310 Contractual service provider	69,365
40100	330 Travel/conferences	2,500
41400	371 Postage	100
44200	362 Rents- machinery & equipment	3,224
46250	351 R & M equipment	750
46800	350 Maintenance contracts	2,700
46801	350 I.T. Maintenance contracts	14,089
47100	395 Printing	1,250
49000	391 Legal/employment ads	1,500
52590	590 Other Mat'l & Sply	6,000
52650	642 Equip < than \$1000	4,800
52652	692 Software < than \$1000 &/or licenses	41,330
52653	644 Computer equipment < \$1000	7,112
52790	790 Miscellaneous Expense	150
54100	521 Memberships/ dues/ subscription	2,200
Total Operating 7300 School Administration		\$215,271
Capital		
64400	641 Other equipment	24,369
Total Capital 7300 School Administration		\$24,369
Total 7300 School Administration		\$516,716

City of Pembroke Pines, Florida
Broward County Sponsored Charter Schools
Elementary West Campus Expenditures

170	Charter Elementary Schools	
569	Other human services	
5051	Charter Elementary Schools	Budget
7400	Facilities Acquisition & Construction	<u>2017-18</u>
Operating		
44360	360 Rentals	<u>270,210</u>
Total Operating 7400 Facilities Acquisition & Construction		\$270,210
Total 7400 Facilities Acquisition & Construction		\$270,210

City of Pembroke Pines, Florida
Broward County Sponsored Charter Schools
Elementary West Campus Expenditures

170	Charter Elementary Schools	
569	Other human services	
5051	Charter Elementary Schools	Budget
7600	Food Services	<u>2017-18</u>
Operating		
31310	310 Prof & Tech Services	185,539
40100	330 Travel/conferences	5
41370	370 Communications	325
43380	380 Pub Ut Svc Othr Energ Sv	1,400
43430	430 Electricity	8,500
46150	350 R & M- land- building & improvement	500
46250	351 R & M equipment	1,300
46800	350 Maintenance contracts	1,000
52650	642 Equip < than \$1000	1,834
52790	790 Miscellaneous Expense	654
52910	580 Commodity Consumption	18,394
Total Operating 7600 Food Services		\$219,451
Capital		
64115	641 Kitchen equipment	834
64151	641 Oven	3,500
Total Capital 7600 Food Services		\$4,334
Total 7600 Food Services		\$223,785

City of Pembroke Pines, Florida
Broward County Sponsored Charter Schools
Elementary West Campus Expenditures

170	Charter Elementary Schools	
569	Other human services	
5051	Charter Elementary Schools	Budget
7800	Pupil Transfer Services	<u>2017-18</u>
Operating		
34300	390 Contract- laundry & cleaning	107
34990	310 Contractual services- other	166,705
41370	370 Communications	405
43380	380 Pub Ut Svc Othr Energ Sv	505
43430	430 Electricity	605
44200	362 Rents- machinery & equipment	91
45000	370 Insurance	11,298
45320	320 Insurance & Bond Premium	1,577
46150	350 R & M- land- building & improvement	120
46250	351 R & M equipment	120
46300	351 R & M motor vehicles	24,821
46800	350 Maintenance contracts	53
49000	391 Legal/employment ads	127
49105	370 License renewals	37
52540	451 Fuel	18,479
52600	642 Clothing/uniforms	484
52650	642 Equip < than \$1000	316
52790	790 Miscellaneous Expense	715
Total Operating 7800 Pupil Transfer Services		\$226,565
Total 7800 Pupil Transfer Services		\$226,565

City of Pembroke Pines, Florida
Broward County Sponsored Charter Schools
Elementary West Campus Expenditures

170	Charter Elementary Schools	
569	Other human services	
5051	Charter Elementary Schools	Budget
7900	Operation of Plant	<u>2017-18</u>
Operating		
32100	312 Accounting and auditing fees	4,091
34500	350 Contract- building maintenance	86,941
34982	310 Function sourcing- Grounds/Facilities	1,320
34990	310 Contractual services- other	13,280
41370	370 Communications	8,829
43380	380 Pub Ut Svc Othr Energ Sv	7,800
43430	430 Electricity	46,931
44210	360 IT/Telecommunications Services	91,104
45320	320 Insurance & Bond Premium	65,630
46150	350 R & M- land- building & improvement	67,343
46210	682 Energy Savings Project	38,206
46250	351 R & M equipment	1,600
49105	370 License renewals	100
49175	794 Administrative fees	96,475
49177	794 Bwd Administrative Fee	4,127
52590	590 Other Mat'l & Sply	500
52650	642 Equip < than \$1000	500
52790	790 Miscellaneous Expense	500
Total Operating 7900 Operation of Plant		\$535,277
Capital		
64400	641 Other equipment	3,131
Total Capital 7900 Operation of Plant		\$3,131
Total 7900 Operation of Plant		\$538,408

City of Pembroke Pines, Florida
Broward County Sponsored Charter Schools
Elementary West Campus Expenditures

170	Charter Elementary Schools	
569	Other human services	
5051	Charter Elementary Schools	Budget
9102	Child Care Supervision	<u>2017-18</u>
Personnel		
13190	160 P/T After School Director	14,321
13403	160 P/T Bookkeeper	6,423
13556	160 P/T After School Care	82,432
13683	160 Sch P/T Clerk Spec I	5,553
21000	221 Social Security- matching	8,333
22200	211 Retirement contribution - FRS	8,628
24000	241 Workers compensation	909
Total Personnel 9102 Child Care Supervision		\$126,599
Operating		
31310	310 Prof & Tech Services	150
52590	590 Other Mat'l & Sply	1,500
52650	642 Equip < than \$1000	500
52653	644 Computer equipment < \$1000	500
Total Operating 9102 Child Care Supervision		\$2,650
Total 9102 Child Care Supervision		\$129,249
Total Project 551 Elementary West Campus		\$5,070,227

City of Pembroke Pines, Florida
Broward County Sponsored Charter Schools
Elementary Central Campus Expenditures

170	Charter Elementary Schools	
569	Other human services	
5051	Charter Elementary Schools	Budget
5101	K-3 Basic	<u>2017-18</u>
Personnel		
12910	120 Chtr Sch Teacher	989,853
12996	291 Sick leave - retire/term	1,000
12997	291 Sick leave - annual	2,000
13554	150 P/T Teacher Assistant	83,967
15005	291 Supplements	56,175
15015	291 Payment in lieu of benefits	4,010
21000	221 Social Security- matching	87,027
22200	211 Retirement contribution - FRS	84,646
22500	211 ICMA - city portion	5,202
23000	231 Health Insurance	313,137
23100	232 Life Insurance	5,731
24000	241 Workers compensation	8,952
26300	211 General retiree health contrib	2,944
	Total Personnel 5101 K-3 Basic	\$1,644,644
Operating		
31310	310 Prof & Tech Services	1,000
44200	362 Rents- machinery & equipment	1,611
46250	351 R & M equipment	1,500
46800	350 Maintenance contracts	2,700
52182	513 Testing material	2,200
52590	590 Other Mat'l & Sply	20,000
52650	642 Equip < than \$1000	3,000
52653	644 Computer equipment < \$1000	1,800
54100	521 Memberships/ dues/ subscription	4,544
54520	520 Textbooks	67,671
	Total Operating 5101 K-3 Basic	\$106,026
	Total 5101 K-3 Basic	\$1,750,670

City of Pembroke Pines, Florida
Broward County Sponsored Charter Schools
Elementary Central Campus Expenditures

170	Charter Elementary Schools	
569	Other human services	
5051	Charter Elementary Schools	Budget
5102	4-8 Basic	<u>2017-18</u>
Personnel		
12910	120 Chtr Sch Teacher	462,173
12996	291 Sick leave - retire/term	1,000
12997	291 Sick leave - annual	2,000
13554	150 P/T Teacher Assistant	19,377
15005	291 Supplements	37,818
15015	291 Payment in lieu of benefits	793
21000	221 Social Security- matching	40,052
22200	211 Retirement contribution - FRS	41,225
23000	231 Health Insurance	163,960
23100	232 Life Insurance	2,679
24000	241 Workers compensation	4,016
26300	211 General retiree health contrib	1,472
Total Personnel 5102 4-8 Basic		\$776,565
Operating		
31310	310 Prof & Tech Services	780
44200	362 Rents- machinery & equipment	792
46250	351 R & M equipment	800
46800	350 Maintenance contracts	1,320
52590	590 Other Mat'l & Sply	10,500
52650	642 Equip < than \$1000	4,000
52653	644 Computer equipment < \$1000	1,500
54100	521 Memberships/ dues/ subscription	2,688
54520	520 Textbooks	41,122
Total Operating 5102 4-8 Basic		\$63,502
Total 5102 4-8 Basic		\$840,067

City of Pembroke Pines, Florida
Broward County Sponsored Charter Schools
Elementary Central Campus Expenditures

170	Charter Elementary Schools	
569	Other human services	
5051	Charter Elementary Schools	Budget
5250	Exceptional Student Prog	<u>2017-18</u>
Personnel		
12558	120 Speech Therapist	23,966
12910	120 Chtr Sch Teacher	102,187
12996	291 Sick leave - retire/term	500
12997	291 Sick leave - annual	500
13140	140 Temp Sub Teacher	500
15005	291 Supplements	19,480
21000	221 Social Security- matching	11,267
22200	211 Retirement contribution - FRS	2,246
22500	211 ICMA - city portion	9,338
23000	231 Health Insurance	45,006
23100	232 Life Insurance	731
24000	241 Workers compensation	1,052
26300	211 General retiree health contrib	391
Total Personnel 5250 Exceptional Student Prog		\$217,164
Operating		
31310	310 Prof & Tech Services	14,000
34989	310 Contractual service provider	11,625
52590	590 Other Mat'l & Sply	1,500
52650	642 Equip < than \$1000	1,000
54520	520 Textbooks	1,500
Total Operating 5250 Exceptional Student Prog		\$29,625
Total 5250 Exceptional Student Prog		\$246,789

City of Pembroke Pines, Florida
Broward County Sponsored Charter Schools
Elementary Central Campus Expenditures

170	Charter Elementary Schools	
569	Other human services	
5051	Charter Elementary Schools	Budget
5901	Substitute Teachers	<u>2017-18</u>
Personnel		
13140	140 Temp Sub Teacher	45,000
21000	221 Social Security- matching	3,443
22200	211 Retirement contribution - FRS	<u>3,564</u>
Total Personnel 5901 Substitute Teachers		\$52,007
Total 5901 Substitute Teachers		\$52,007

City of Pembroke Pines, Florida
Broward County Sponsored Charter Schools
Elementary Central Campus Expenditures

170	Charter Elementary Schools	
569	Other human services	
5051	Charter Elementary Schools	Budget
6120	Guidance Services	<u>2017-18</u>
Personnel		
12956	130 School Counselor	41,711
15005	291 Supplements	6,929
21000	221 Social Security- matching	3,723
22200	211 Retirement contribution - FRS	3,855
23000	231 Health Insurance	15,903
23100	232 Life Insurance	241
24000	241 Workers compensation	348
26300	211 General retiree health contrib	138
Total Personnel 6120 Guidance Services		\$72,848
Operating		
52590	590 Other Mat'l & Sply	2,000
52650	642 Equip < than \$1000	700
Total Operating 6120 Guidance Services		\$2,700
Total 6120 Guidance Services		\$75,548

City of Pembroke Pines, Florida
Broward County Sponsored Charter Schools
Elementary Central Campus Expenditures

170	Charter Elementary Schools	
569	Other human services	
5051	Charter Elementary Schools	Budget
6200	Instruct Media Services	<u>2017-18</u>
Personnel		
12957	130 Media Specialist	54,366
12997	291 Sick leave - annual	1,000
15005	291 Supplements	6,918
21000	221 Social Security- matching	4,767
22200	211 Retirement contribution - FRS	4,856
23000	231 Health Insurance	15,903
23100	232 Life Insurance	315
24000	241 Workers compensation	453
26300	211 General retiree health contrib	138
Total Personnel 6200 Instruct Media Services		\$88,716
Operating		
52590	590 Other Mat'l & Sply	500
52650	642 Equip < than \$1000	1,500
52652	692 Software < than \$1000 &/or licenses	2,000
54100	521 Memberships/ dues/ subscription	1,000
54505	521 Media	4,000
54510	611 Media Books	6,500
Total Operating 6200 Instruct Media Services		\$15,500
Total 6200 Instruct Media Services		\$104,216

City of Pembroke Pines, Florida
Broward County Sponsored Charter Schools
Elementary Central Campus Expenditures

170	Charter Elementary Schools	
569	Other human services	
5051	Charter Elementary Schools	Budget
6400	Instructional Staff Training services	<u>2017-18</u>
Operating		
31310	310 Prof & Tech Services	7,500
40100	330 Travel/conferences	<u>6,000</u>
Total Operating 6400 Instructional Staff Training services		\$13,500
Total 6400 Instructional Staff Training services		\$13,500

City of Pembroke Pines, Florida
Broward County Sponsored Charter Schools
Elementary Central Campus Expenditures

170	Charter Elementary Schools	
569	Other human services	
5051	Charter Elementary Schools	Budget
7300	School Administration	<u>2017-18</u>
Personnel		
12125	160 Sch Clerical Spec I	33,412
12138	160 Sch Clerical Spec II	51,687
12952	160 Bookkeeper	22,421
12953	110 Assistant Principal	83,991
12970	110 Principal Central Campus	60,497
12992	291 Vacation leave - retire/term	1,000
12996	291 Sick leave - retire/term	1,000
12997	291 Sick leave - annual	2,000
15005	291 Supplements	2,627
15015	291 Payment in lieu of benefits	1,201
21000	221 Social Security- matching	19,822
22200	211 Retirement contribution - FRS	15,259
22500	211 ICMA - city portion	5,090
23000	231 Health Insurance	79,518
23100	232 Life Insurance	1,461
24000	241 Workers compensation	2,102
26300	211 General retiree health contrib	759
Total Personnel 7300 School Administration		\$383,847
Operating		
30010	790 Contingency	41,382
31300	311 Professional services-Outside Legal	5,000
31310	310 Prof & Tech Services	9,565
34989	310 Contractual service provider	69,283
40100	330 Travel/conferences	2,700
41400	371 Postage	200
44200	362 Rents- machinery & equipment	756
46250	351 R & M equipment	500
46800	350 Maintenance contracts	2,000
46801	350 I.T. Maintenance contracts	14,089
47100	395 Printing	2,000
49000	391 Legal/employment ads	200
52590	590 Other Mat'l & Sply	5,000
52650	642 Equip < than \$1000	3,000
52652	692 Software < than \$1000 &/or licenses	35,600
52653	644 Computer equipment < \$1000	23,812
52790	790 Miscellaneous Expense	300
54100	521 Memberships/ dues/ subscription	2,277
Total Operating 7300 School Administration		\$217,664
Capital		
64400	641 Other equipment	3,300
Total Capital 7300 School Administration		\$3,300
Total 7300 School Administration		\$604,811

City of Pembroke Pines, Florida
Broward County Sponsored Charter Schools
Elementary Central Campus Expenditures

170	Charter Elementary Schools	
569	Other human services	
5051	Charter Elementary Schools	Budget
7400	Facilities Acquisition & Construction	<u>2017-18</u>
Operating		
44360	360 Rentals	<u>424,462</u>
Total Operating 7400 Facilities Acquisition & Construction		\$424,462
Total 7400 Facilities Acquisition & Construction		\$424,462

City of Pembroke Pines, Florida
Broward County Sponsored Charter Schools
Elementary Central Campus Expenditures

170	Charter Elementary Schools	
569	Other human services	
5051	Charter Elementary Schools	Budget
7600	Food Services	<u>2017-18</u>
Operating		
31310	310 Prof & Tech Services	205,482
40100	330 Travel/conferences	5
41370	370 Communications	325
43380	380 Pub Ut Svc Othr Energ Sv	1,425
43430	430 Electricity	14,000
46150	350 R & M- land- building & improvement	500
46250	351 R & M equipment	2,000
46800	350 Maintenance contracts	1,000
52650	642 Equip < than \$1000	1,659
52790	790 Miscellaneous Expense	365
52910	580 Commodity Consumption	18,394
Total Operating 7600 Food Services		\$245,155
Capital		
64115	641 Kitchen equipment	834
64151	641 Oven	3,500
Total Capital 7600 Food Services		\$4,334
Total 7600 Food Services		\$249,489

City of Pembroke Pines, Florida
Broward County Sponsored Charter Schools
Elementary Central Campus Expenditures

170	Charter Elementary Schools	
569	Other human services	
5051	Charter Elementary Schools	Budget
7800	Pupil Transfer Services	<u>2017-18</u>
Operating		
34300	390 Contract- laundry & cleaning	107
34990	310 Contractual services- other	166,705
41370	370 Communications	405
43380	380 Pub Ut Svc Othr Energ Sv	505
43430	430 Electricity	605
44200	362 Rents- machinery & equipment	91
45000	370 Insurance	11,298
45320	320 Insurance & Bond Premium	1,577
46150	350 R & M- land- building & improvement	150
46250	351 R & M equipment	150
46300	351 R & M motor vehicles	24,821
46800	350 Maintenance contracts	53
49000	391 Legal/employment ads	127
49105	370 License renewals	37
52540	451 Fuel	18,479
52600	642 Clothing/uniforms	484
52650	642 Equip < than \$1000	316
52790	790 Miscellaneous Expense	715
Total Operating 7800 Pupil Transfer Services		\$226,625
Total 7800 Pupil Transfer Services		\$226,625

City of Pembroke Pines, Florida
Broward County Sponsored Charter Schools
Elementary Central Campus Expenditures

170	Charter Elementary Schools	
569	Other human services	
5051	Charter Elementary Schools	Budget
7900	Operation of Plant	<u>2017-18</u>
Operating		
32100	312 Accounting and auditing fees	4,091
34500	350 Contract- building maintenance	93,974
34982	310 Function sourcing- Grounds/Facilities	660
34990	310 Contractual services- other	13,888
41370	370 Communications	9,645
43380	380 Pub Ut Svc Othr Energ Sv	8,000
43430	430 Electricity	96,324
44210	360 IT/Telecommunications Services	91,104
45320	320 Insurance & Bond Premium	65,630
46150	350 R & M- land- building & improvement	48,052
46210	682 Energy Savings Project	44,540
46250	351 R & M equipment	1,800
49105	370 License renewals	150
49175	794 Administrative fees	96,474
49177	794 Bwd Administrative Fee	4,127
52590	590 Other Mat'l & Sply	300
52650	642 Equip < than \$1000	2,500
52790	790 Miscellaneous Expense	500
Total Operating 7900 Operation of Plant		\$581,759
Total 7900 Operation of Plant		\$581,759

City of Pembroke Pines, Florida
Broward County Sponsored Charter Schools
Elementary Central Campus Expenditures

170	Charter Elementary Schools	
569	Other human services	
5051	Charter Elementary Schools	Budget
9102	Child Care Supervision	2017-18
Personnel		
13190	160 P/T After School Director	28,640
13403	160 P/T Bookkeeper	6,423
13556	160 P/T After School Care	82,432
13683	160 Sch P/T Clerk Spec I	5,552
21000	221 Social Security- matching	9,429
22200	211 Retirement contribution - FRS	9,763
24000	241 Workers compensation	1,029
Total Personnel 9102 Child Care Supervision		\$143,268
Operating		
31310	310 Prof & Tech Services	150
52590	590 Other Mat'l & Sply	1,500
52650	642 Equip < than \$1000	900
Total Operating 9102 Child Care Supervision		\$2,550
Total 9102 Child Care Supervision		\$145,818
Total Project 552 Elementary Central Campus		\$5,315,761
Total Charter Elementary Schools		\$17,157,744

City of Pembroke Pines, Florida

171 Charter Middle Schools

Position Comparison By Function

School Function	Job Class	2016-17 Existing Positions		2017-18 New Positions		2017-18 Total Positions	
		FT	PT	FT	PT	FT	PT
5102 4-8 Basic							
	12910 Chtr Sch Teacher	70.0	-	-	-	70.0	-
	12950 Teacher Assistant	5.0	-	(2.0)	-	3.0	-
	13554 P/T Teacher Assistant	-	5.0	-	(2.0)	-	3.0
5250 Exceptional Student Prog							
	12558 Speech Therapist	1.0	-	-	-	1.0	-
	12910 Chtr Sch Teacher	5.67	-	-	-	5.67	-
6120 Guidance Services							
	12125 Sch Clerical Spec I	1.0	-	-	-	1.0	-
	12956 School Counselor	2.0	-	-	-	2.0	-
6200 Instruct Media Services							
	12957 Media Specialist	2.0	-	-	-	2.0	-
	13683 Sch P/T Clerk Spec I	-	1.0	-	-	-	1.0
7300 School Administration							
	12125 Sch Clerical Spec I	4.0	-	-	-	4.0	-
	12138 Sch Clerical Spec II	3.0	-	-	-	3.0	-
	12155 Sch Administrative Assistant I	1.0	-	-	-	1.0	-
	12951 Registrar	1.0	-	-	-	1.0	-
	12952 Bookkeeper	1.0	-	-	-	1.0	-
	12953 Assistant Principal	2.0	-	-	-	2.0	-
	12969 Principal West Campus	0.5	-	-	-	0.5	-
	12970 Principal Central Campus	0.5	-	-	-	0.5	-
	13683 Sch P/T Clerk Spec I	-	1.0	-	-	-	1.0
Total Charter Middle Schools		99.67	7.0	(2.0)	(2.0)	97.67	5.0

City of Pembroke Pines, Florida
171 Charter Middle Schools
553 Middle West Campus
Position Comparison By Function

School Function	Job Class	2016-17 Existing Positions		2017-18 New Positions		2017-18 Total Positions	
		FT	PT	FT	PT	FT	PT
5102 4-8 Basic							
	12910 Chtr Sch Teacher	33.0	-	-	-	33.0	-
	12950 Teacher Assistant	4.0	-	(2.0)	-	2.0	-
	13554 P/T Teacher Assistant	-	1.0	-	-	-	1.0
5250 Exceptional Student Prog							
	12558 Speech Therapist	0.5	-	-	-	0.5	-
	12910 Chtr Sch Teacher	3.33	-	-	-	3.33	-
6120 Guidance Services							
	12125 Sch Clerical Spec I	1.0	-	-	-	1.0	-
	12956 School Counselor	1.0	-	-	-	1.0	-
6200 Instruct Media Services							
	12957 Media Specialist	1.0	-	-	-	1.0	-
	13683 Sch P/T Clerk Spec I	-	1.0	-	-	-	1.0
7300 School Administration							
	12125 Sch Clerical Spec I	2.0	-	-	-	2.0	-
	12138 Sch Clerical Spec II	1.0	-	-	-	1.0	-
	12155 Sch Administrative Assistant I	1.0	-	-	-	1.0	-
	12951 Registrar	0.5	-	-	-	0.5	-
	12952 Bookkeeper	0.5	-	-	-	0.5	-
	12953 Assistant Principal	1.0	-	-	-	1.0	-
	12969 Principal West Campus	0.5	-	-	-	0.5	-
553 Middle West Campus		50.33	2.0	(2.0)	-	48.33	2.0

City of Pembroke Pines, Florida
171 Charter Middle Schools
554 Middle Central Campus
Position Comparison By Function

School Function	Job Class	2016-17 Existing Positions		2017-18 New Positions		2017-18 Total Positions	
		FT	PT	FT	PT	FT	PT
5102 4-8 Basic							
	12910 Chtr Sch Teacher	37.0	-	-	-	37.0	-
	12950 Teacher Assistant	1.0	-	-	-	1.0	-
	13554 P/T Teacher Assistant	-	4.0	-	(2.0)	-	2.0
5250 Exceptional Student Prog							
	12558 Speech Therapist	0.5	-	-	-	0.5	-
	12910 Chtr Sch Teacher	2.34	-	-	-	2.34	-
6120 Guidance Services							
	12956 School Counselor	1.0	-	-	-	1.0	-
6200 Instruct Media Services							
	12957 Media Specialist	1.0	-	-	-	1.0	-
7300 School Administration							
	12125 Sch Clerical Spec I	2.0	-	-	-	2.0	-
	12138 Sch Clerical Spec II	2.0	-	-	-	2.0	-
	12951 Registrar	0.5	-	-	-	0.5	-
	12952 Bookkeeper	0.5	-	-	-	0.5	-
	12953 Assistant Principal	1.0	-	-	-	1.0	-
	12970 Principal Central Campus	0.5	-	-	-	0.5	-
	13683 Sch P/T Clerk Spec I	-	1.0	-	-	-	1.0
554 Middle Central Campus		49.34	5.0	-	(2.0)	49.34	3.0
Total Charter Middle Schools		99.67	7.0	(2.0)	(2.0)	97.67	5.0

City of Pembroke Pines, Florida
Broward County Sponsored Charter Schools
Charter Middle Schools
Summary of Revenues and Expenditures 2017-18

REVENUES/SOURCES

Intergovernmental Revenue	9,205,314
Charges for Services	113,005
Miscellaneous Revenues	865,507
Other Sources	1,649,111
	\$ 11,832,937
	11,832,937

EXPENDITURES/USES

	<u>Total</u>	<u>West</u>	<u>Central</u>
4-8 Basic	5,875,468	2,736,434	3,139,034
Intensive English/Esol	1,921	421	1,500
Exceptional Student Prog	584,722	290,453	294,269
Substitute Teachers	108,636	39,294	69,342
Guidance Services	209,227	124,105	85,122
Instruct Media Services	295,788	178,821	116,967
Instructional Staff Training services	26,650	17,650	9,000
School Administration	1,267,298	607,186	660,112
Facilities Acquisition & Construction	1,186,331	777,111	409,220
Food Services	583,366	287,164	296,202
Pupil Transfer Services	477,588	234,272	243,316
Operation of Plant	1,192,682	568,131	624,551
Athletics	23,260	11,630	11,630
	\$ 11,832,937	5,872,672	5,960,265
	11,832,937	5,872,672	5,960,265

Surplus (Deficit) \$	-
-----------------------------	---

City of Pembroke Pines, Florida
Broward County Sponsored Charter Schools
Charter Middle Schools Revenues

Acct Function - Division - School Function	Budget 2017-18
Intergovernmental Revenue	
331602 5052 3262 Sch Breakfast Rmb-Severe Need	17,330
331603 5052 3262 Sch Breakfast Rmb-Non Severe Need	2,722
331604 5052 3261 Sch Lunch Reimb-Free/Reduced	175,576
331606 5052 3265 Commodities - Donated Food	38,820
331616 5052 3290 IDEA Grant	4,300
335900 5052 3344 District discretionary lottery fund	20,899
335910 5052 3310 FL education finance program	5,588,245
335912 5052 3310 Digital Classroom Allocation	22,912
335915 5052 3390 Class Size Reduction	1,183,711
335920 5052 3336 Instructional materials	94,089
335925 5052 3336 Library Media Materials	5,707
335927 5052 3336 Science Lab Materials	1,560
335935 5052 3337 School Breakfast Supplement	768
335936 5052 3338 School Lunch Supplement	1,688
335950 5052 3310 Safe Schools	28,812
335970 5052 3310 District School Taxes	907,810
335980 5052 3354 Transportation revenue	222,642
335985 5052 3310 ESE Guaranteed Allocation	284,898
335991 5052 3391 Public Education Capital Outlay (PECO)	247,678
335993 5052 3374 Summer Reading Program	53,778
335995 5052 3374 Supplemental Academic Instruction	301,369
Total Intergovernmental Revenue	\$9,205,314
Charges for Services	
347906 5052 3354 In-House Transportation	113,005
Total Charges for Services	\$113,005
Miscellaneous Revenues	
361030 3431 Interest from FLOC 1-3 yr Bond Fund	4,000
362030 5052 3425 Rental-city facilities	18,192
362031 5052 3425 Rental- cell towers - Exempt	142,754
362075 5052 3425 Rental - City Recreation Progs	53,560
366015 5052 3440 Contributions	244,813
369025 3495 ICMA Forfeiture Revenue	2,000
369026 5052 3495 E-Rate Program	4,401
369040 5052 3495 Other miscellaneous revenue	500
369045 5052 3451 Food Sales	395,287
Total Miscellaneous Revenues	\$865,507
Other Sources	
381020 3610 Transfer from General Fund	1,160,186
381170 5052 3670 Transfer from Charter Elementary School	102,295
389951 5052 3489 Estimated budget savings	386,630
Total Other Sources	\$1,649,111
Total Charter Middle Schools	\$11,832,937

City of Pembroke Pines, Florida
Broward County Sponsored Charter Schools
Middle West Campus Expenditures

171	Charter Middle Schools	
569	Other human services	
5052	Charter Middle Schools	Budget
5102	4-8 Basic	<u>2017-18</u>
Personnel		
12910	120 Chtr Sch Teacher	1,512,137
12950	150 Teacher Assistant	31,276
12996	291 Sick leave - retire/term	1,000
12997	291 Sick leave - annual	5,000
13554	150 P/T Teacher Assistant	8,073
15005	291 Supplements	185,576
15015	291 Payment in lieu of benefits	14,406
21000	221 Social Security- matching	134,502
22200	211 Retirement contribution - FRS	138,775
23000	231 Health Insurance	461,187
23100	232 Life Insurance	8,934
24000	241 Workers compensation	12,929
26300	211 General retiree health contrib	5,106
	Total Personnel 5102 4-8 Basic	\$2,518,901
Operating		
31310	310 Prof & Tech Services	24,744
34989	310 Contractual service provider	25,220
46250	351 R & M equipment	3,800
52590	590 Other Mat'l & Sply	15,000
52650	642 Equip < than \$1000	18,319
52653	644 Computer equipment < \$1000	600
52790	790 Miscellaneous Expense	800
54100	521 Memberships/ dues/ subscription	2,000
54520	520 Textbooks	127,050
	Total Operating 5102 4-8 Basic	\$217,533
	Total 5102 4-8 Basic	\$2,736,434

**City of Pembroke Pines, Florida
Broward County Sponsored Charter Schools
Middle West Campus Expenditures**

171	Charter Middle Schools	
569	Other human services	
5052	Charter Middle Schools	Budget
5130	Intensive English/Esol	<u>2017-18</u>
Operating		
52590	590 Other Mat'l & Sply	121
54520	520 Textbooks	<u>300</u>
Total Operating 5130 Intensive English/Esol		\$421
Total 5130 Intensive English/Esol		\$421

City of Pembroke Pines, Florida
Broward County Sponsored Charter Schools
Middle West Campus Expenditures

171	Charter Middle Schools	
569	Other human services	
5052	Charter Middle Schools	Budget
5250	Exceptional Student Prog	<u>2017-18</u>
Personnel		
12558	120 Speech Therapist	23,410
12910	120 Chtr Sch Teacher	146,891
12996	291 Sick leave - retire/term	500
13140	140 Temp Sub Teacher	2,000
15005	291 Supplements	9,922
21000	221 Social Security- matching	13,986
22200	211 Retirement contribution - FRS	14,440
23000	231 Health Insurance	60,909
23100	232 Life Insurance	986
24000	241 Workers compensation	1,419
26300	211 General retiree health contrib	529
Total Personnel 5250 Exceptional Student Prog		\$274,992
Operating		
31310	310 Prof & Tech Services	500
34989	310 Contractual service provider	13,211
47100	395 Printing	200
52590	590 Other Mat'l & Sply	550
54520	520 Textbooks	1,000
Total Operating 5250 Exceptional Student Prog		\$15,461
Total 5250 Exceptional Student Prog		\$290,453

**City of Pembroke Pines, Florida
Broward County Sponsored Charter Schools
Middle West Campus Expenditures**

171	Charter Middle Schools	
569	Other human services	
5052	Charter Middle Schools	Budget
5901	Substitute Teachers	<u>2017-18</u>
Personnel		
13140 140	Temp Sub Teacher	34,000
21000 221	Social Security- matching	2,601
22200 211	Retirement contribution - FRS	<u>2,693</u>
Total Personnel 5901 Substitute Teachers		\$39,294
Total 5901 Substitute Teachers		\$39,294

City of Pembroke Pines, Florida
Broward County Sponsored Charter Schools
Middle West Campus Expenditures

171	Charter Middle Schools	
569	Other human services	
5052	Charter Middle Schools	Budget
6120	Guidance Services	<u>2017-18</u>
Personnel		
12125	160 Sch Clerical Spec I	20,097
12956	130 School Counselor	42,101
15005	291 Supplements	14,356
21000	221 Social Security- matching	5,859
22200	211 Retirement contribution - FRS	6,066
23000	231 Health Insurance	31,806
23100	232 Life Insurance	361
24000	241 Workers compensation	519
26300	211 General retiree health contrib	276
Total Personnel 6120 Guidance Services		\$121,441
Operating		
31310	310 Prof & Tech Services	364
52590	590 Other Mat'l & Sply	1,800
52650	642 Equip < than \$1000	500
Total Operating 6120 Guidance Services		\$2,664
Total 6120 Guidance Services		\$124,105

City of Pembroke Pines, Florida
Broward County Sponsored Charter Schools
Middle West Campus Expenditures

171	Charter Middle Schools	
569	Other human services	
5052	Charter Middle Schools	Budget
6200	Instruct Media Services	<u>2017-18</u>
Personnel		
12957	130 Media Specialist	71,253
12997	291 Sick leave - annual	2,000
13683	160 Sch P/T Clerk Spec I	9,254
15005	291 Supplements	22,620
21000	221 Social Security- matching	8,047
22200	211 Retirement contribution - FRS	8,173
23000	231 Health Insurance	15,903
23100	232 Life Insurance	412
24000	241 Workers compensation	671
26300	211 General retiree health contrib	138
Total Personnel 6200 Instruct Media Services		\$138,471
Operating		
31310	310 Prof & Tech Services	500
52590	590 Other Mat'l & Sply	1,000
52650	642 Equip < than \$1000	2,500
52652	692 Software < than \$1000 &/or licenses	2,800
52653	644 Computer equipment < \$1000	400
54100	521 Memberships/ dues/ subscription	1,650
54505	521 Media	9,000
54510	611 Media Books	22,500
Total Operating 6200 Instruct Media Services		\$40,350
Total 6200 Instruct Media Services		\$178,821

City of Pembroke Pines, Florida
Broward County Sponsored Charter Schools
Middle West Campus Expenditures

171	Charter Middle Schools	
569	Other human services	
5052	Charter Middle Schools	Budget
6400	Instructional Staff Training services	<u>2017-18</u>
Operating		
31310	310 Prof & Tech Services	7,650
40100	330 Travel/conferences	<u>10,000</u>
Total Operating 6400 Instructional Staff Training services		\$17,650
Total 6400 Instructional Staff Training services		\$17,650

City of Pembroke Pines, Florida
Broward County Sponsored Charter Schools
Middle West Campus Expenditures

171	Charter Middle Schools	
569	Other human services	
5052	Charter Middle Schools	Budget
7300	School Administration	<u>2017-18</u>
Personnel		
12125	160 Sch Clerical Spec I	39,489
12138	160 Sch Clerical Spec II	22,368
12155	110 Sch Administrative Assistant I	36,100
12951	160 Registrar	16,551
12952	160 Bookkeeper	20,514
12953	110 Assistant Principal	81,994
12969	110 Principal West Campus	53,498
12992	291 Vacation leave - retire/term	500
12996	291 Sick leave - retire/term	500
12997	291 Sick leave - annual	500
15005	291 Supplements	1,877
15015	291 Payment in lieu of benefits	6,003
21000	221 Social Security- matching	21,421
22200	211 Retirement contribution - FRS	19,065
22500	211 ICMA - city portion	3,032
23000	231 Health Insurance	63,614
23100	232 Life Insurance	1,568
24000	241 Workers compensation	2,256
26300	211 General retiree health contrib	897
Total Personnel 7300 School Administration		\$391,747
Operating		
30010	790 Contingency	42,693
31300	311 Professional services-Outside Legal	7,000
31310	310 Prof & Tech Services	8,096
34989	310 Contractual service provider	28,382
40100	330 Travel/conferences	2,500
41400	371 Postage	100
44200	362 Rents- machinery & equipment	7,401
46250	351 R & M equipment	2,300
46800	350 Maintenance contracts	5,100
46801	350 I.T. Maintenance contracts	14,562
47100	395 Printing	1,000
49000	391 Legal/employment ads	2,000
52590	590 Other Mat'l & Sply	7,000
52650	642 Equip < than \$1000	8,500
52652	692 Software < than \$1000 &/or licenses	41,487
52653	644 Computer equipment < \$1000	7,268
52790	790 Miscellaneous Expense	50
54100	521 Memberships/ dues/ subscription	6,000
Total Operating 7300 School Administration		\$191,439
Capital		
64400	641 Other equipment	24,000
Total Capital 7300 School Administration		\$24,000
Total 7300 School Administration		\$607,186

City of Pembroke Pines, Florida
Broward County Sponsored Charter Schools
Middle West Campus Expenditures

171	Charter Middle Schools	
569	Other human services	
5052	Charter Middle Schools	Budget
7400	Facilities Acquisition & Construction	<u>2017-18</u>
Operating		
44360	360 Rentals	<u>777,111</u>
Total Operating 7400 Facilities Acquisition & Construction		\$777,111
Total 7400 Facilities Acquisition & Construction		\$777,111

City of Pembroke Pines, Florida
Broward County Sponsored Charter Schools
Middle West Campus Expenditures

171	Charter Middle Schools	
569	Other human services	
5052	Charter Middle Schools	Budget
7600	Food Services	<u>2017-18</u>
Operating		
31310	310 Prof & Tech Services	244,888
40100	330 Travel/conferences	5
41370	370 Communications	325
43380	380 Pub Ut Svc Othr Energ Sv	1,300
43430	430 Electricity	12,000
46150	350 R & M- land- building & improvement	500
46250	351 R & M equipment	1,300
46800	350 Maintenance contracts	1,000
52650	642 Equip < than \$1000	1,834
52790	790 Miscellaneous Expense	665
52910	580 Commodity Consumption	19,013
Total Operating 7600 Food Services		\$282,830
Capital		
64115	641 Kitchen equipment	834
64151	641 Oven	3,500
Total Capital 7600 Food Services		\$4,334
Total 7600 Food Services		\$287,164

City of Pembroke Pines, Florida
Broward County Sponsored Charter Schools
Middle West Campus Expenditures

171	Charter Middle Schools	
569	Other human services	
5052	Charter Middle Schools	Budget
7800	Pupil Transfer Services	<u>2017-18</u>
Operating		
34300	390 Contract- laundry & cleaning	110
34990	310 Contractual services- other	172,256
41370	370 Communications	405
43380	380 Pub Ut Svc Othr Energ Sv	522
43430	430 Electricity	605
44200	362 Rents- machinery & equipment	91
45000	370 Insurance	11,675
45320	320 Insurance & Bond Premium	1,629
46150	350 R & M- land- building & improvement	150
46250	351 R & M equipment	150
46300	351 R & M motor vehicles	25,648
46800	350 Maintenance contracts	53
49000	391 Legal/employment ads	131
49105	370 License renewals	39
52540	451 Fuel	19,243
52600	642 Clothing/uniforms	500
52650	642 Equip < than \$1000	326
52790	790 Miscellaneous Expense	739
Total Operating 7800 Pupil Transfer Services		\$234,272
Total 7800 Pupil Transfer Services		\$234,272

City of Pembroke Pines, Florida
Broward County Sponsored Charter Schools
Middle West Campus Expenditures

171	Charter Middle Schools	
569	Other human services	
5052	Charter Middle Schools	Budget
7900	Operation of Plant	<u>2017-18</u>
Operating		
32100	312 Accounting and auditing fees	4,091
34500	350 Contract- building maintenance	83,677
34982	310 Function sourcing- Grounds/Facilities	2,190
34990	310 Contractual services- other	13,280
41370	370 Communications	9,658
43380	380 Pub Ut Svc Othr Energ Sv	9,000
43430	430 Electricity	102,203
44210	360 IT/Telecommunications Services	94,170
45320	320 Insurance & Bond Premium	67,814
46150	350 R & M- land- building & improvement	32,350
46210	682 Energy Savings Project	38,206
46250	351 R & M equipment	2,000
49105	370 License renewals	100
49175	794 Administrative fees	101,164
49177	794 Bwd Administrative Fee	4,228
52590	590 Other Mat'l & Sply	500
52650	642 Equip < than \$1000	1,600
52790	790 Miscellaneous Expense	500
Total Operating 7900 Operation of Plant		\$566,731
Capital		
64400	641 Other equipment	1,400
Total Capital 7900 Operation of Plant		\$1,400
Total 7900 Operation of Plant		\$568,131

City of Pembroke Pines, Florida
Broward County Sponsored Charter Schools
Middle West Campus Expenditures

171	Charter Middle Schools	
569	Other human services	
5052	Charter Middle Schools	Budget
9900	Athletics	<u>2017-18</u>
Personnel		
15005	291 Supplements	2,604
21000	221 Social Security- matching	200
22200	211 Retirement contribution - FRS	208
Total Personnel 9900 Athletics		\$3,012
Operating		
31310	310 Prof & Tech Services	1,250
34989	310 Contractual service provider	2,968
52600	642 Clothing/uniforms	3,400
52650	642 Equip < than \$1000	1,000
Total Operating 9900 Athletics		\$8,618
Total 9900 Athletics		\$11,630
Total Project 553 Middle West Campus		\$5,872,672

City of Pembroke Pines, Florida
Broward County Sponsored Charter Schools
Middle Central Campus Expenditures

171	Charter Middle Schools	
569	Other human services	
5052	Charter Middle Schools	Budget
5102	4-8 Basic	<u>2017-18</u>
Personnel		
12910	120 Chtr Sch Teacher	1,664,725
12950	150 Teacher Assistant	15,728
12997	291 Sick leave - annual	5,000
13554	150 P/T Teacher Assistant	12,918
15005	291 Supplements	272,867
15015	291 Payment in lieu of benefits	9,604
21000	221 Social Security- matching	151,591
22200	211 Retirement contribution - FRS	139,878
22500	211 ICMA - city portion	16,680
23000	231 Health Insurance	540,702
23100	232 Life Insurance	9,728
24000	241 Workers compensation	14,112
26300	211 General retiree health contrib	5,244
	Total Personnel 5102 4-8 Basic	\$2,858,777
Operating		
31310	310 Prof & Tech Services	1,500
34989	310 Contractual service provider	26,421
44200	362 Rents- machinery & equipment	2,400
46250	351 R & M equipment	5,500
46800	350 Maintenance contracts	3,900
52590	590 Other Mat'l & Sply	37,500
52650	642 Equip < than \$1000	9,500
52653	644 Computer equipment < \$1000	5,000
52790	790 Miscellaneous Expense	750
54100	521 Memberships/ dues/ subscription	3,000
54520	520 Textbooks	184,786
	Total Operating 5102 4-8 Basic	\$280,257
	Total 5102 4-8 Basic	\$3,139,034

City of Pembroke Pines, Florida
Broward County Sponsored Charter Schools
Middle Central Campus Expenditures

171	Charter Middle Schools	
569	Other human services	
5052	Charter Middle Schools	Budget
5130	Intensive English/Esol	<u>2017-18</u>
Operating		
52590	590 Other Mat'l & Sply	500
54520	520 Textbooks	<u>1,000</u>
Total Operating 5130 Intensive English/Esol		\$1,500
Total 5130 Intensive English/Esol		\$1,500

City of Pembroke Pines, Florida
Broward County Sponsored Charter Schools
Middle Central Campus Expenditures

171	Charter Middle Schools	
569	Other human services	
5052	Charter Middle Schools	Budget
5250	Exceptional Student Prog	<u>2017-18</u>
Personnel		
12558	120 Speech Therapist	23,966
12910	120 Chtr Sch Teacher	129,021
13140	140 Temp Sub Teacher	500
15005	291 Supplements	36,753
21000	221 Social Security- matching	14,560
22200	211 Retirement contribution - FRS	13,701
22500	211 ICMA - city portion	1,375
23000	231 Health Insurance	45,166
23100	232 Life Insurance	885
24000	241 Workers compensation	1,275
26300	211 General retiree health contrib	392
Total Personnel 5250 Exceptional Student Prog		\$267,594
Operating		
31310	310 Prof & Tech Services	14,000
34989	310 Contractual service provider	11,625
46250	351 R & M equipment	200
52590	590 Other Mat'l & Sply	350
52650	642 Equip < than \$1000	500
Total Operating 5250 Exceptional Student Prog		\$26,675
Total 5250 Exceptional Student Prog		\$294,269

City of Pembroke Pines, Florida
Broward County Sponsored Charter Schools
Middle Central Campus Expenditures

171	Charter Middle Schools	
569	Other human services	
5052	Charter Middle Schools	Budget
5901	Substitute Teachers	<u>2017-18</u>
Personnel		
13140	140 Temp Sub Teacher	60,000
21000	221 Social Security- matching	4,590
22200	211 Retirement contribution - FRS	4,752
Total Personnel 5901 Substitute Teachers		\$69,342
Total 5901 Substitute Teachers		\$69,342

City of Pembroke Pines, Florida
Broward County Sponsored Charter Schools
Middle Central Campus Expenditures

171	Charter Middle Schools	
569	Other human services	
5052	Charter Middle Schools	Budget
6120	Guidance Services	<u>2017-18</u>
Personnel		
12956	130 School Counselor	43,154
15005	291 Supplements	10,407
21000	221 Social Security- matching	4,101
22200	211 Retirement contribution - FRS	4,245
23000	231 Health Insurance	15,903
23100	232 Life Insurance	250
24000	241 Workers compensation	360
26300	211 General retiree health contrib	138
Total Personnel 6120 Guidance Services		\$78,558
Operating		
31310	310 Prof & Tech Services	364
52590	590 Other Mat'l & Sply	6,000
52650	642 Equip < than \$1000	200
Total Operating 6120 Guidance Services		\$6,564
Total 6120 Guidance Services		\$85,122

City of Pembroke Pines, Florida
Broward County Sponsored Charter Schools
Middle Central Campus Expenditures

171	Charter Middle Schools	
569	Other human services	
5052	Charter Middle Schools	Budget
6200	Instruct Media Services	<u>2017-18</u>
Personnel		
12957	130 Media Specialist	43,154
15005	291 Supplements	6,351
21000	221 Social Security- matching	3,789
22200	211 Retirement contribution - FRS	3,922
23000	231 Health Insurance	15,903
23100	232 Life Insurance	250
24000	241 Workers compensation	360
26300	211 General retiree health contrib	138
Total Personnel 6200 Instruct Media Services		\$73,867
Operating		
31310	310 Prof & Tech Services	850
41400	371 Postage	250
46250	351 R & M equipment	3,000
52590	590 Other Mat'l & Sply	1,500
52650	642 Equip < than \$1000	5,000
52652	692 Software < than \$1000 &/or licenses	2,500
54100	521 Memberships/ dues/ subscription	3,200
54505	521 Media	6,500
54510	611 Media Books	20,300
Total Operating 6200 Instruct Media Services		\$43,100
Total 6200 Instruct Media Services		\$116,967

City of Pembroke Pines, Florida
Broward County Sponsored Charter Schools
Middle Central Campus Expenditures

171	Charter Middle Schools	
569	Other human services	
5052	Charter Middle Schools	Budget
6400	Instructional Staff Training services	<u>2017-18</u>
Operating		
31310	310 Prof & Tech Services	6,000
40100	330 Travel/conferences	<u>3,000</u>
Total Operating 6400 Instructional Staff Training services		\$9,000
Total 6400 Instructional Staff Training services		\$9,000

City of Pembroke Pines, Florida
Broward County Sponsored Charter Schools
Middle Central Campus Expenditures

171	Charter Middle Schools	
569	Other human services	
5052	Charter Middle Schools	Budget
7300	School Administration	<u>2017-18</u>
Personnel		
12125	160 Sch Clerical Spec I	41,985
12138	160 Sch Clerical Spec II	49,202
12951	160 Registrar	16,551
12952	160 Bookkeeper	22,421
12953	110 Assistant Principal	88,005
12970	110 Principal Central Campus	60,497
12997	291 Sick leave - annual	2,000
13683	160 Sch P/T Clerk Spec I	9,254
15005	291 Supplements	2,876
15015	291 Payment in lieu of benefits	4,803
21000	221 Social Security- matching	22,711
22200	211 Retirement contribution - FRS	19,234
22500	211 ICMA - city portion	4,185
23000	231 Health Insurance	71,567
23100	232 Life Insurance	1,616
24000	241 Workers compensation	2,404
26300	211 General retiree health contrib	897
Total Personnel 7300 School Administration		\$420,208
Operating		
30010	790 Contingency	45,911
31300	311 Professional services-Outside Legal	7,500
31310	310 Prof & Tech Services	9,680
34989	310 Contractual service provider	54,919
40100	330 Travel/conferences	2,700
41400	371 Postage	200
44200	362 Rents- machinery & equipment	756
46250	351 R & M equipment	500
46800	350 Maintenance contracts	2,000
46801	350 I.T. Maintenance contracts	15,171
47100	395 Printing	3,500
49000	391 Legal/employment ads	500
52590	590 Other Mat'l & Sply	7,250
52650	642 Equip < than \$1000	4,000
52652	692 Software < than \$1000 &/or licenses	50,250
52653	644 Computer equipment < \$1000	24,167
52790	790 Miscellaneous Expense	100
54100	521 Memberships/ dues/ subscription	7,500
Total Operating 7300 School Administration		\$236,604
Capital		
64400	641 Other equipment	3,300
Total Capital 7300 School Administration		\$3,300
Total 7300 School Administration		\$660,112

City of Pembroke Pines, Florida
Broward County Sponsored Charter Schools
Middle Central Campus Expenditures

171	Charter Middle Schools	
569	Other human services	
5052	Charter Middle Schools	Budget
7400	Facilities Acquisition & Construction	<u>2017-18</u>
Operating		
44360	360 Rentals	<u>409,220</u>
Total Operating 7400 Facilities Acquisition & Construction		\$409,220
Total 7400 Facilities Acquisition & Construction		\$409,220

City of Pembroke Pines, Florida
Broward County Sponsored Charter Schools
Middle Central Campus Expenditures

171	Charter Middle Schools	
569	Other human services	
5052	Charter Middle Schools	Budget
7600	Food Services	<u>2017-18</u>
Operating		
31310	310 Prof & Tech Services	251,346
40100	330 Travel/conferences	5
41370	370 Communications	325
43380	380 Pub Ut Svc Othr Energ Sv	1,300
43430	430 Electricity	13,500
46150	350 R & M- land- building & improvement	500
46250	351 R & M equipment	1,800
46800	350 Maintenance contracts	1,000
52650	642 Equip < than \$1000	1,659
52790	790 Miscellaneous Expense	625
52910	580 Commodity Consumption	19,808
Total Operating 7600 Food Services		\$291,868
Capital		
64115	641 Kitchen equipment	834
64151	641 Oven	3,500
Total Capital 7600 Food Services		\$4,334
Total 7600 Food Services		\$296,202

City of Pembroke Pines, Florida
Broward County Sponsored Charter Schools
Middle Central Campus Expenditures

171	Charter Middle Schools	
569	Other human services	
5052	Charter Middle Schools	Budget
7800	Pupil Transfer Services	<u>2017-18</u>
Operating		
34300	390 Contract- laundry & cleaning	115
34990	310 Contractual services- other	179,552
41370	370 Communications	405
43380	380 Pub Ut Svc Othr Energ Sv	544
43430	430 Electricity	605
44200	362 Rents- machinery & equipment	91
45000	370 Insurance	12,169
45320	320 Insurance & Bond Premium	1,698
46150	350 R & M- land- building & improvement	150
46250	351 R & M equipment	150
46300	351 R & M motor vehicles	26,734
46800	350 Maintenance contracts	53
49000	391 Legal/employment ads	136
49105	370 License renewals	40
52540	451 Fuel	19,243
52600	642 Clothing/uniforms	521
52650	642 Equip < than \$1000	340
52790	790 Miscellaneous Expense	770
Total Operating 7800 Pupil Transfer Services		\$243,316
Total 7800 Pupil Transfer Services		\$243,316

City of Pembroke Pines, Florida
Broward County Sponsored Charter Schools
Middle Central Campus Expenditures

171	Charter Middle Schools	
569	Other human services	
5052	Charter Middle Schools	Budget
7900	Operation of Plant	<u>2017-18</u>
Operating		
32100	312 Accounting and auditing fees	4,091
34500	350 Contract- building maintenance	93,924
34982	310 Function sourcing- Grounds/Facilities	660
34990	310 Contractual services- other	13,888
41370	370 Communications	9,966
43380	380 Pub Ut Svc Othr Energ Sv	5,800
43430	430 Electricity	96,324
44210	360 IT/Telecommunications Services	98,112
45320	320 Insurance & Bond Premium	70,686
46150	350 R & M- land- building & improvement	77,218
46210	682 Energy Savings Project	44,540
46250	351 R & M equipment	1,800
49105	370 License renewals	150
49175	794 Administrative fees	101,164
49177	794 Bwd Administrative Fee	4,228
52590	590 Other Mat'l & Sply	500
52650	642 Equip < than \$1000	1,000
52790	790 Miscellaneous Expense	500
Total Operating 7900 Operation of Plant		\$624,551
Total 7900 Operation of Plant		\$624,551

City of Pembroke Pines, Florida
Broward County Sponsored Charter Schools
Middle Central Campus Expenditures

171	Charter Middle Schools	
569	Other human services	
5052	Charter Middle Schools	Budget
9900	Athletics	<u>2017-18</u>
Personnel		
15005 291	Supplements	2,604
21000 221	Social Security- matching	200
22200 211	Retirement contribution - FRS	104
22500 211	ICMA - city portion	104
Total Personnel 9900 Athletics		\$3,012
Operating		
31310 310	Prof & Tech Services	1,250
34989 310	Contractual service provider	2,968
52600 642	Clothing/uniforms	3,400
52650 642	Equip < than \$1000	1,000
Total Operating 9900 Athletics		\$8,618
Total 9900 Athletics		\$11,630
Total Project 554 Middle Central Campus		\$5,960,265
Total Charter Middle Schools		\$11,832,937

City of Pembroke Pines, Florida
172 Academic Village Charter School
Position Comparison By Function

School Function	Job Class	2016-17 Existing Positions		2017-18 New Positions		2017-18 Total Positions	
		FT	PT	FT	PT	FT	PT
5102 4-8 Basic							
	12910 Chtr Sch Teacher	16.0	-	-	-	16.0	-
5103 9-12 Basic							
	12910 Chtr Sch Teacher	85.0	-	-	-	85.0	-
5250 Exceptional Student Prog							
	12125 Sch Clerical Spec I	1.0	-	-	-	1.0	-
	12910 Chtr Sch Teacher	4.0	-	-	-	4.0	-
5300 Vocational 6-12							
	12910 Chtr Sch Teacher	2.0	-	-	-	2.0	-
6120 Guidance Services							
	12125 Sch Clerical Spec I	1.0	-	-	-	1.0	-
	12941 High School Registrar	1.0	-	-	-	1.0	-
	12943 Guidance Director	1.0	-	-	-	1.0	-
	12956 School Counselor	5.0	-	-	-	5.0	-
6200 Instruct Media Services							
	12125 Sch Clerical Spec I	1.0	-	-	-	1.0	-
	12957 Media Specialist	1.0	-	-	-	1.0	-
6303 ESE Specialist							
	12935 ESE Specialist	1.0	-	-	-	1.0	-
7300 School Administration							
	12125 Sch Clerical Spec I	3.0	-	-	-	3.0	-
	12942 High School Assistant Principal	3.0	-	-	-	3.0	-
	12949 Behavior Specialist	2.0	-	-	-	2.0	-
	12953 Assistant Principal	1.0	-	-	-	1.0	-
	12954 Principal High School	1.0	-	-	-	1.0	-
	12960 Receptionist	1.0	-	-	-	1.0	-
7900 Operation of Plant							
	12961 Security	3.0	-	-	-	3.0	-
9900 Athletics							
	12018 Assistant Athletic Director	1.0	-	-	-	1.0	-
Total Academic Village Charter School		134.0	-	-	-	134.0	-

City of Pembroke Pines, Florida
Broward County Sponsored Charter Schools
Academic Village Charter School
Summary of Revenues and Expenditures 2017-18

REVENUES/SOURCES

Intergovernmental Revenue	14,832,337
Charges for Services	192,977
Miscellaneous Revenues	1,680,636
Other Sources	911,501
	17,617,451
	\$ 17,617,451

EXPENDITURES/USES

4-8 Basic	1,110,715
9-12 Basic	6,757,561
Exceptional Student Prog	379,325
Vocational 6-12	141,310
Substitute Teachers	72,810
School/Other	41,607
Guidance Services	501,784
Instruct Media Services	124,110
ESE Specialist	82,681
Instructional Staff Training services	15,363
School Administration	1,450,790
Facilities Acquisition & Construction	2,694,079
Food Services	852,713
Pupil Transfer Services	706,838
Operation of Plant	2,361,264
Child Care Supervision	7,802
Athletics	316,699
	17,617,451
	\$ 17,617,451

Surplus (Deficit) \$ -

City of Pembroke Pines, Florida
Broward County Sponsored Charter Schools
Academic Village Charter School Revenues

Acct Function - Division - School Function	Budget 2017-18
Intergovernmental Revenue	
331603 5053 3262 Sch Breakfast Rmb-Non Severe Need	25,084
331604 5053 3261 Sch Lunch Reimb-Free/Reduced	237,939
331606 5053 3265 Commodities - Donated Food	59,395
331616 5053 3290 IDEA Grant	5,511
335900 5053 3344 District discretionary lottery fund	34,564
335910 5053 3310 FL education finance program	9,242,045
335912 5053 3310 Digital Classroom Allocation	37,893
335915 5053 3390 Class Size Reduction	1,817,205
335920 5053 3336 Instructional materials	158,816
335925 5053 3336 Library Media Materials	8,732
335927 5053 3336 Science Lab Materials	2,387
335935 5053 3337 School Breakfast Supplement	1,175
335936 5053 3338 School Lunch Supplement	2,583
335950 5053 3310 Safe Schools	44,082
335970 5053 3310 District School Taxes	1,464,053
335980 5053 3354 Transportation revenue	460,404
335985 5053 3310 ESE Guaranteed Allocation	301,495
335991 5053 3391 Public Education Capital Outlay (PECO)	378,942
335993 5053 3374 Summer Reading Program	88,940
335995 5053 3374 Supplemental Academic Instruction	461,092
Total Intergovernmental Revenue	\$14,832,337
Charges for Services	
347905 5053 3489 Before & after school education	20,080
347906 5053 3354 In-House Transportation	172,897
Total Charges for Services	\$192,977
Miscellaneous Revenues	
361030 3431 Interest from FLOC 1-3 yr Bond Fund	11,000
362030 5053 3425 Rental-city facilities	9,348
362031 5053 3425 Rental- cell towers - Exempt	35,000
362075 5053 3425 Rental - City Recreation Progs	589,395
366015 5053 3440 Contributions	364,729
369025 3495 ICMA Forfeiture Revenue	7,500
369026 5053 3495 E-Rate Program	6,734
369040 5053 3495 Other miscellaneous revenue	500
369045 5053 3451 Food Sales	656,430
Total Miscellaneous Revenues	\$1,680,636
Other Sources	
381170 5053 3670 Transfer from Charter Elementary School	572,218
389951 5053 3489 Estimated budget savings	339,283
Total Other Sources	\$911,501
Total Academic Village Charter School	\$17,617,451

City of Pembroke Pines, Florida
Broward County Sponsored Charter Schools
Academic Village Charter School Expenditures

172	Academic Village Charter School	
569	Other human services	
5053	Academic Village Charter School	Budget
5102	4-8 Basic	<u>2017-18</u>
Personnel		
12910	120 Chtr Sch Teacher	648,965
15005	291 Supplements	67,034
15015	291 Payment in lieu of benefits	2,401
21000	221 Social Security- matching	54,980
22200	211 Retirement contribution - FRS	56,920
23000	231 Health Insurance	238,545
23100	232 Life Insurance	3,755
24000	241 Workers compensation	5,407
26300	211 General retiree health contrib	2,208
Total Personnel 5102 4-8 Basic		\$1,080,215
Operating		
52590	590 Other Mat'l & Sply	11,500
54520	590 Textbooks	19,000
Total Operating 5102 4-8 Basic		\$30,500
Total 5102 4-8 Basic		\$1,110,715

City of Pembroke Pines, Florida
Broward County Sponsored Charter Schools
Academic Village Charter School Expenditures

172	Academic Village Charter School	
569	Other human services	
5053	Academic Village Charter School	Budget
5103	9-12 Basic	<u>2017-18</u>
Personnel		
12910	120 Chtr Sch Teacher	3,607,845
12996	291 Sick leave - retire/term	15,000
12997	291 Sick leave - annual	15,000
15005	291 Supplements	478,693
15015	291 Payment in lieu of benefits	21,609
21000	221 Social Security- matching	316,691
22200	211 Retirement contribution - FRS	293,285
22500	211 ICMA - city portion	32,210
23000	231 Health Insurance	1,208,628
23100	232 Life Insurance	20,889
24000	241 Workers compensation	30,072
26300	211 General retiree health contrib	11,730
Total Personnel 5103 9-12 Basic		\$6,051,652
Operating		
31310	310 Prof & Tech Services	160,679
41400	371 Postage	5,500
46250	351 R & M equipment	3,500
46800	350 Maintenance contracts	4,000
47100	395 Printing	3,000
52000	590 Operating supplies	48,550
52150	590 First aid, safety equip & supplies	750
52182	513 Testing material	195,743
52650	642 Equip < than \$1000	15,806
52652	692 Software < than \$1000 &/or licenses	18,697
52653	644 Computer equipment < \$1000	7,350
54100	521 Memberships/ dues/ subscription	12,108
54520	520 Textbooks	192,000
Total Operating 5103 9-12 Basic		\$667,683
Capital		
64400	641 Other equipment	38,226
Total Capital 5103 9-12 Basic		\$38,226
Total 5103 9-12 Basic		\$6,757,561

City of Pembroke Pines, Florida
Broward County Sponsored Charter Schools
Academic Village Charter School Expenditures

172	Academic Village Charter School	
569	Other human services	
5053	Academic Village Charter School	Budget
5250	Exceptional Student Prog	<u>2017-18</u>
Personnel		
12125	160 Sch Clerical Spec I	16,037
12910	120 Chtr Sch Teacher	166,745
15005	291 Supplements	22,687
15015	291 Payment in lieu of benefits	4,802
21000	221 Social Security- matching	16,093
22200	211 Retirement contribution - FRS	16,659
23000	231 Health Insurance	47,709
23100	232 Life Insurance	1,058
24000	241 Workers compensation	1,523
26300	211 General retiree health contrib	690
Total Personnel 5250 Exceptional Student Prog		\$294,003
Operating		
31310	310 Prof & Tech Services	37,018
34989	310 Contractual service provider	45,504
52000	590 Operating supplies	1,250
52182	513 Testing material	500
52650	642 Equip < than \$1000	800
54520	520 Textbooks	250
Total Operating 5250 Exceptional Student Prog		\$85,322
Total 5250 Exceptional Student Prog		\$379,325

City of Pembroke Pines, Florida
Broward County Sponsored Charter Schools
Academic Village Charter School Expenditures

172	Academic Village Charter School	
569	Other human services	
5053	Academic Village Charter School	Budget
5300	Vocational 6-12	<u>2017-18</u>
Personnel		
12910	120 Chtr Sch Teacher	78,936
15005	291 Supplements	4,397
21000	221 Social Security- matching	6,378
22200	211 Retirement contribution - FRS	6,602
23000	231 Health Insurance	31,806
23100	232 Life Insurance	457
24000	241 Workers compensation	658
26300	211 General retiree health contrib	276
Total Personnel 5300 Vocational 6-12		\$129,510
Operating		
46250	351 R & M equipment	500
52000	590 Operating supplies	4,100
52650	642 Equip < than \$1000	1,400
52652	692 Software < than \$1000 &/or licenses	2,000
52653	644 Computer equipment < \$1000	800
54520	520 Textbooks	3,000
Total Operating 5300 Vocational 6-12		\$11,800
Total 5300 Vocational 6-12		\$141,310

City of Pembroke Pines, Florida
Broward County Sponsored Charter Schools
Academic Village Charter School Expenditures

172	Academic Village Charter School	
569	Other human services	
5053	Academic Village Charter School	Budget
5901	Substitute Teachers	<u>2017-18</u>
Personnel		
13140	140 Temp Sub Teacher	63,000
21000	221 Social Security- matching	4,820
22200	211 Retirement contribution - FRS	4,990
	Total Personnel 5901 Substitute Teachers	\$72,810
<hr/>		
	Total 5901 Substitute Teachers	\$72,810
<hr/>		

City of Pembroke Pines, Florida
Broward County Sponsored Charter Schools
Academic Village Charter School Expenditures

172	Academic Village Charter School	
569	Other human services	
5053	Academic Village Charter School	Budget
5919	School/Other	<u>2017-18</u>
Personnel		
13135	140 BTU sub	1,000
13140	140 Temp Sub Teacher	35,000
21000	221 Social Security- matching	2,755
22200	211 Retirement contribution - FRS	<u>2,852</u>
Total Personnel 5919 School/Other		\$41,607
Total 5919 School/Other		\$41,607

City of Pembroke Pines, Florida
Broward County Sponsored Charter Schools
Academic Village Charter School Expenditures

172	Academic Village Charter School	
569	Other human services	
5053	Academic Village Charter School	Budget
6120	Guidance Services	<u>2017-18</u>
Personnel		
12125	160 Sch Clerical Spec I	24,981
12941	160 High School Registrar	4,489
12943	130 Guidance Director	48,243
12956	130 School Counselor	204,927
15005	291 Supplements	40,716
15015	291 Payment in lieu of benefits	2,401
21000	221 Social Security- matching	24,934
22200	211 Retirement contribution - FRS	28,926
23000	231 Health Insurance	111,321
23100	232 Life Insurance	1,637
24000	241 Workers compensation	2,355
26300	211 General retiree health contrib	1,104
Total Personnel 6120 Guidance Services		\$496,034
Operating		
31310	310 Prof & Tech Services	2,500
47100	395 Printing	1,000
52000	590 Operating supplies	2,000
52650	642 Equip < than \$1000	250
Total Operating 6120 Guidance Services		\$5,750
Total 6120 Guidance Services		\$501,784

City of Pembroke Pines, Florida
Broward County Sponsored Charter Schools
Academic Village Charter School Expenditures

172	Academic Village Charter School	
569	Other human services	
5053	Academic Village Charter School	Budget
6200	Instruct Media Services	<u>2017-18</u>
Personnel		
12125	160 Sch Clerical Spec I	15,187
12957	130 Media Specialist	43,154
15005	291 Supplements	4,172
15015	291 Payment in lieu of benefits	2,401
21000	221 Social Security- matching	4,970
22200	211 Retirement contribution - FRS	5,145
23000	231 Health Insurance	15,903
23100	232 Life Insurance	338
24000	241 Workers compensation	487
26300	211 General retiree health contrib	276
Total Personnel 6200 Instruct Media Services		\$92,033
Operating		
46250	351 R & M equipment	550
52000	590 Operating supplies	2,326
52650	642 Equip < than \$1000	3,710
52652	692 Software < than \$1000 &/or licenses	1,160
52653	644 Computer equipment < \$1000	1,271
54505	521 Media	2,010
54510	611 Media Books	21,050
Total Operating 6200 Instruct Media Services		\$32,077
Total 6200 Instruct Media Services		\$124,110

City of Pembroke Pines, Florida
Broward County Sponsored Charter Schools
Academic Village Charter School Expenditures

172	Academic Village Charter School	
569	Other human services	
5053	Academic Village Charter School	Budget
6303	ESE Specialist	<u>2017-18</u>
Personnel		
12935	120 ESE Specialist	42,101
15005	291 Supplements	15,048
21000	221 Social Security- matching	4,375
22200	211 Retirement contribution - FRS	4,521
23000	231 Health Insurance	15,903
23100	232 Life Insurance	244
24000	241 Workers compensation	351
26300	211 General retiree health contrib	138
Total Personnel 6303 ESE Specialist		\$82,681
Total 6303 ESE Specialist		\$82,681

City of Pembroke Pines, Florida
Broward County Sponsored Charter Schools
Academic Village Charter School Expenditures

172	Academic Village Charter School	
569	Other human services	
5053	Academic Village Charter School	Budget
6400	Instructional Staff Training services	<u>2017-18</u>
Operating		
31310	310 Prof & Tech Services	600
40100	330 Travel/conferences	<u>14,763</u>
Total Operating 6400 Instructional Staff Training services		\$15,363
Total 6400 Instructional Staff Training services		\$15,363

City of Pembroke Pines, Florida
Broward County Sponsored Charter Schools
Academic Village Charter School Expenditures

172	Academic Village Charter School	
569	Other human services	
5053	Academic Village Charter School	Budget
7300	School Administration	<u>2017-18</u>
Personnel		
12125	160 Sch Clerical Spec I	64,617
12942	110 High School Assistant Principal	255,986
12949	120 Behavior Specialist	82,817
12953	110 Assistant Principal	76,004
12954	110 Principal High School	125,008
12960	160 Receptionist	37,986
12997	291 Sick leave - annual	12,000
15005	291 Supplements	37,840
15015	291 Payment in lieu of benefits	2,401
21000	221 Social Security- matching	52,970
22200	211 Retirement contribution - FRS	50,352
22500	211 ICMA - city portion	3,714
23000	231 Health Insurance	159,030
23100	232 Life Insurance	3,719
24000	241 Workers compensation	5,351
26300	211 General retiree health contrib	1,518
Total Personnel 7300 School Administration		\$971,313
Operating		
30010	790 Contingency	118,557
31300	311 Professional services-Outside Legal	15,000
31310	310 Prof & Tech Services	12,394
34989	310 Contractual service provider	145,163
34990	310 Contractual services- other	500
40100	330 Travel/conferences	2,000
41400	371 Postage	250
44200	362 Rents- machinery & equipment	13,095
46250	351 R & M equipment	500
46800	350 Maintenance contracts	17,459
46801	350 I.T. Maintenance contracts	45,490
47100	395 Printing	5,500
49000	391 Legal/employment ads	1,500
52000	590 Operating supplies	10,000
52590	590 Other Mat'l & Sply	5,500
52650	642 Equip < than \$1000	3,880
52652	692 Software < than \$1000 &/or licenses	61,195
52653	644 Computer equipment < \$1000	14,894
54100	521 Memberships/ dues/ subscription	5,100
Total Operating 7300 School Administration		\$477,977
Capital		
64400	641 Other equipment	1,500
Total Capital 7300 School Administration		\$1,500
Total 7300 School Administration		\$1,450,790

City of Pembroke Pines, Florida
Broward County Sponsored Charter Schools
Academic Village Charter School Expenditures

172	Academic Village Charter School	
569	Other human services	
5053	Academic Village Charter School	Budget
7400	Facilities Acquisition & Construction	<u>2017-18</u>
Operating		
44360	360 Rentals	<u>2,694,079</u>
Total Operating 7400 Facilities Acquisition & Construction		\$2,694,079
Total 7400 Facilities Acquisition & Construction		\$2,694,079

City of Pembroke Pines, Florida
Broward County Sponsored Charter Schools
Academic Village Charter School Expenditures

172	Academic Village Charter School	
569	Other human services	
5053	Academic Village Charter School	Budget
7600	Food Services	<u>2017-18</u>
Operating		
31310	310 Prof & Tech Services	756,450
40100	330 Travel/conferences	5
41370	370 Communications	325
43380	380 Pub Ut Svc Othr Energ Sv	1,600
43430	430 Electricity	21,000
46150	350 R & M- land- building & improvement	300
46250	351 R & M equipment	3,500
46800	350 Maintenance contracts	1,000
52650	642 Equip < than \$1000	2,288
52790	790 Miscellaneous Expense	650
52910	580 Commodity Consumption	59,395
Total Operating 7600 Food Services		\$846,513
Capital		
64400	641 Other equipment	6,200
Total Capital 7600 Food Services		\$6,200
Total 7600 Food Services		\$852,713

City of Pembroke Pines, Florida
Broward County Sponsored Charter Schools
Academic Village Charter School Expenditures

172	Academic Village Charter School	
569	Other human services	
5053	Academic Village Charter School	Budget
7800	Pupil Transfer Services	<u>2017-18</u>
Operating		
34300	390 Contract- laundry & cleaning	344
34990	310 Contractual services- other	538,180
41370	370 Communications	405
43380	380 Pub Ut Svc Othr Energ Sv	1,629
43430	430 Electricity	605
44200	362 Rents- machinery & equipment	91
45000	370 Insurance	36,464
45320	320 Insurance & Bond Premium	5,090
46150	350 R & M- land- building & improvement	150
46250	351 R & M equipment	350
46300	351 R & M motor vehicles	80,132
46800	350 Maintenance contracts	53
49000	391 Legal/employment ads	408
49105	370 License renewals	119
52540	451 Fuel	37,931
52600	642 Clothing/uniforms	1,561
52650	642 Equip < than \$1000	1,018
52790	790 Miscellaneous Expense	2,308
Total Operating 7800 Pupil Transfer Services		\$706,838
Total 7800 Pupil Transfer Services		\$706,838

City of Pembroke Pines, Florida
Broward County Sponsored Charter Schools
Academic Village Charter School Expenditures

172	Academic Village Charter School	
569	Other human services	
5053	Academic Village Charter School	Budget
7900	Operation of Plant	<u>2017-18</u>
Personnel		
12961	160 Security	49,918
15005	291 Supplements	771
21000	221 Social Security- matching	3,879
22200	211 Retirement contribution - FRS	4,017
23000	231 Health Insurance	47,709
23100	232 Life Insurance	290
24000	241 Workers compensation	418
26300	211 General retiree health contrib	414
Total Personnel 7900 Operation of Plant		\$107,416
Operating		
32100	312 Accounting and auditing fees	4,091
34500	350 Contract- building maintenance	340,455
34982	310 Function sourcing- Grounds/Facilities	8,900
34989	310 Contractual service provider	45,504
34990	310 Contractual services- other	68,311
41370	370 Communications	27,243
43380	380 Pub Ut Svc Othr Energ Sv	74,000
43430	430 Electricity	564,080
44210	360 IT/Telecommunications Services	294,190
45320	320 Insurance & Bond Premium	211,871
46150	350 R & M- land- building & improvement	109,600
46210	682 Energy Savings Project	138,979
46250	351 R & M equipment	4,065
49105	370 License renewals	400
49175	794 Administrative fees	335,096
49177	794 Bwd Administrative Fee	12,938
52590	590 Other Mat'l & Sply	500
52650	642 Equip < than \$1000	13,125
52790	790 Miscellaneous Expense	500
Total Operating 7900 Operation of Plant		\$2,253,848
Total 7900 Operation of Plant		\$2,361,264

City of Pembroke Pines, Florida
Broward County Sponsored Charter Schools
Academic Village Charter School Expenditures

172	Academic Village Charter School	
569	Other human services	
5053	Academic Village Charter School	Budget
9102	Child Care Supervision	<u>2017-18</u>
Personnel		
15005 291	Supplements	6,750
21000 221	Social Security- matching	517
22200 211	Retirement contribution - FRS	<u>535</u>
Total Personnel 9102 Child Care Supervision		\$7,802
Total 9102 Child Care Supervision		\$7,802

City of Pembroke Pines, Florida
Broward County Sponsored Charter Schools
Academic Village Charter School Expenditures

172	Academic Village Charter School	
569	Other human services	
5053	Academic Village Charter School	Budget
9900	Athletics	<u>2017-18</u>
Personnel		
12018	110 Assistant Athletic Director	41,199
15005	291 Supplements	30,019
15116	291 Cell Phone Pay	540
21000	221 Social Security- matching	5,494
22200	211 Retirement contribution - FRS	5,649
23000	231 Health Insurance	15,903
23100	232 Life Insurance	239
24000	241 Workers compensation	343
26300	211 General retiree health contrib	138
Total Personnel 9900 Athletics		\$99,524
Operating		
31310	310 Prof & Tech Services	43,734
34989	310 Contractual service provider	91,852
40100	330 Travel/conferences	500
41400	371 Postage	100
46250	351 R & M equipment	4,200
52000	590 Operating supplies	3,275
52150	590 First aid, safety equip & supplies	1,300
52600	642 Clothing/uniforms	37,145
52650	642 Equip < than \$1000	30,069
54100	521 Memberships/ dues/ subscription	5,000
Total Operating 9900 Athletics		\$217,175
Total 9900 Athletics		\$316,699

Total Academic Village Charter School	\$17,617,451
--	---------------------

City of Pembroke Pines, Florida

173 FSU Charter Schools

Position Comparison By Function

School Function	Job Class	2016-17 Existing Positions		2017-18 New Positions		2017-18 Total Positions	
		FT	PT	FT	PT	FT	PT
5101 K-3 Basic							
	12910 Chtr Sch Teacher	24.69	-	-	-	24.69	-
	13554 P/T Teacher Assistant	-	14.0	-	(5.0)	-	9.0
5102 4-8 Basic							
	12910 Chtr Sch Teacher	12.31	-	-	-	12.31	-
	13554 P/T Teacher Assistant	-	8.0	-	(1.0)	-	7.0
5250 Exceptional Student Prog							
	12558 Speech Therapist	1.0	-	-	-	1.0	-
	12910 Chtr Sch Teacher	6.34	-	-	-	6.34	-
	13554 P/T Teacher Assistant	-	2.0	-	-	-	2.0
	13559 P/T Certified Teacher	-	2.0	-	-	-	2.0
6120 Guidance Services							
	12956 School Counselor	1.0	-	-	-	1.0	-
6200 Instruct Media Services							
	12957 Media Specialist	1.0	-	-	-	1.0	-
7300 School Administration							
	12155 Sch Administrative Assistant I	1.0	-	-	-	1.0	-
	12952 Bookkeeper	1.0	-	-	-	1.0	-
	12953 Assistant Principal	1.0	-	-	-	1.0	-
	12973 Principal Pembroke Shores	1.0	-	-	-	1.0	-
	13683 Sch P/T Clerk Spec I	-	1.0	-	-	-	1.0
9102 Child Care Supervision							
	13190 P/T After School Director	-	2.0	-	-	-	2.0
	13403 P/T Bookkeeper	-	1.0	-	(1.0)	-	-
	13556 P/T After School Care	-	17.0	-	-	-	17.0
Total FSU Charter Schools		50.34	47.0	-	(7.0)	50.34	40.0

City of Pembroke Pines, Florida
Florida State University Sponsored Charter School
FSU Charter Schools
Summary of Revenues and Expenditures 2017-18

REVENUES/SOURCES

Intergovernmental Revenue	5,856,725
Charges for Services	441,080
Miscellaneous Revenues	304,996
Other Sources	23,307
	6,626,108
	\$ 6,626,108

EXPENDITURES/USES

K-3 Basic	1,894,109
4-8 Basic	946,268
Exceptional Student Prog	680,049
Substitute Teachers	46,228
Guidance Services	81,991
Instruct Media Services	60,830
Instructional Staff Training services	15,500
School Administration	657,080
Facilities Acquisition & Construction	570,902
Food Services	266,267
Pupil Transfer Services	250,812
Operation of Plant	1,000,584
Child Care Supervision	155,488
	6,626,108
	\$ 6,626,108

Surplus (Deficit) \$	-
-----------------------------	----------

City of Pembroke Pines, Florida
Florida State University Sponsored Charter School
FSU Charter Schools Revenues

Acct Function - Division - School Function	Budget 2017-18
Intergovernmental Revenue	
331603 5061 3262 Sch Breakfast Rmb-Non Severe Need	14,646
331604 5061 3261 Sch Lunch Reimb-Free/Reduced	100,544
331606 5061 3265 Commodities - Donated Food	20,015
331616 5061 3290 IDEA Grant	72,639
335900 5061 3344 District discretionary lottery fund	11,686
335910 5061 3310 FL education finance program	3,401,517
335912 5061 3310 Digital Classroom Allocation	49,414
335915 5061 3390 Class Size Reduction	853,098
335920 5061 3336 Instructional materials	52,151
335925 5061 3336 Library Media Materials	2,784
335927 5061 3336 Science Lab Materials	761
335935 5061 3337 School Breakfast Supplement	396
335936 5061 3338 School Lunch Supplement	871
335950 5061 3310 Safe Schools	67,538
335970 5061 3310 District School Taxes	629,196
335985 5061 3310 ESE Guaranteed Allocation	165,781
335991 5061 3391 Public Education Capital Outlay (PECO)	125,460
335993 5061 3374 Summer Reading Program	144,785
335995 5061 3374 Supplemental Academic Instruction	143,443
Total Intergovernmental Revenue	\$5,856,725
Charges for Services	
347905 5061 3489 Before & after school education	257,818
347906 5061 3354 In-House Transportation	58,262
347907 5061 3469 Activity Fee	125,000
Total Charges for Services	\$441,080
Miscellaneous Revenues	
361030 3431 Interest from FLOC 1-3 yr Bond Fund	4,000
362030 5061 3425 Rental-city facilities	33,480
366015 5061 3440 Contributions	127,906
369025 3495 ICMA Forfeiture Revenue	2,000
369026 5061 3495 E-Rate Program	2,269
369040 5061 3495 Other miscellaneous revenue	500
369045 5061 3451 Food Sales	134,841
Total Miscellaneous Revenues	\$304,996
Other Sources	
389951 5061 3489 Estimated budget savings	23,307
Total Other Sources	\$23,307
Total FSU Charter Schools	\$6,626,108

City of Pembroke Pines, Florida
Florida State University Sponsored Charter School
FSU Charter Schools Expenditures

173	FSU Charter Schools	
569	Other human services	
5061	FSU Charter Elementary School	Budget
5101	K-3 Basic	<u>2017-18</u>
Personnel		
12910	120 Chtr Sch Teacher	1,074,921
12997	291 Sick leave - annual	2,000
13554	150 P/T Teacher Assistant	58,131
15005	291 Supplements	117,673
15015	291 Payment in lieu of benefits	11,213
21000	221 Social Security- matching	96,738
22200	211 Retirement contribution - FRS	91,142
22500	211 ICMA - city portion	8,855
23000	231 Health Insurance	318,384
23100	232 Life Insurance	6,221
24000	241 Workers compensation	9,444
26300	211 General retiree health contrib	3,404
Total Personnel 5101 K-3 Basic		\$1,798,126
Operating		
52182	513 Testing material	500
52590	590 Other Mat'l & Sply	18,000
52650	642 Equip < than \$1000	5,000
52653	644 Computer equipment < \$1000	200
54100	521 Memberships/ dues/ subscription	6,200
54520	520 Textbooks	66,083
Total Operating 5101 K-3 Basic		\$95,983
Total 5101 K-3 Basic		\$1,894,109

City of Pembroke Pines, Florida
Florida State University Sponsored Charter School
FSU Charter Schools Expenditures

173	FSU Charter Schools	
569	Other human services	
5061	FSU Charter Elementary School	Budget
5102	4-8 Basic	<u>2017-18</u>
Personnel		
12910	120 Chtr Sch Teacher	538,392
12997	291 Sick leave - annual	500
13554	150 P/T Teacher Assistant	45,213
15005	291 Supplements	30,809
15015	291 Payment in lieu of benefits	5,595
21000	221 Social Security- matching	47,495
22200	211 Retirement contribution - FRS	46,504
22500	211 ICMA - city portion	2,626
23000	231 Health Insurance	158,712
23100	232 Life Insurance	3,119
24000	241 Workers compensation	4,866
26300	211 General retiree health contrib	1,702
Total Personnel 5102 4-8 Basic		\$885,533
Operating		
46250	351 R & M equipment	500
52182	513 Testing material	250
52590	590 Other Mat'l & Sply	9,000
52650	642 Equip < than \$1000	1,700
54100	521 Memberships/ dues/ subscription	5,000
54520	520 Textbooks	44,285
Total Operating 5102 4-8 Basic		\$60,735
Total 5102 4-8 Basic		\$946,268

City of Pembroke Pines, Florida
Florida State University Sponsored Charter School
FSU Charter Schools Expenditures

173	FSU Charter Schools	
569	Other human services	
5061	FSU Charter Elementary School	Budget
5250	Exceptional Student Prog	<u>2017-18</u>
Personnel		
12558	120 Speech Therapist	40,073
12910	120 Chtr Sch Teacher	285,411
13140	140 Temp Sub Teacher	7,500
13554	150 P/T Teacher Assistant	18,605
13559	120 P/T Certified Teacher	77,936
15005	291 Supplements	29,760
15015	291 Payment in lieu of benefits	4,802
21000	221 Social Security- matching	35,517
22200	211 Retirement contribution - FRS	33,092
22500	211 ICMA - city portion	3,679
23000	231 Health Insurance	84,923
23100	232 Life Insurance	1,882
24000	241 Workers compensation	3,518
26300	211 General retiree health contrib	1,013
Total Personnel 5250 Exceptional Student Prog		\$627,711
Operating		
31310	310 Prof & Tech Services	17,373
34989	310 Contractual service provider	23,515
52590	590 Other Mat'l & Sply	4,000
52650	642 Equip < than \$1000	1,000
52653	644 Computer equipment < \$1000	450
54520	520 Textbooks	6,000
Total Operating 5250 Exceptional Student Prog		\$52,338
Total 5250 Exceptional Student Prog		\$680,049

**City of Pembroke Pines, Florida
 Florida State University Sponsored Charter School
 FSU Charter Schools Expenditures**

173	FSU Charter Schools	
569	Other human services	
5061	FSU Charter Elementary School	Budget
5901	Substitute Teachers	<u>2017-18</u>
Personnel		
13140 140	Temp Sub Teacher	40,000
21000 221	Social Security- matching	3,060
22200 211	Retirement contribution - FRS	<u>3,168</u>
Total Personnel 5901 Substitute Teachers		\$46,228
Total 5901 Substitute Teachers		\$46,228

City of Pembroke Pines, Florida
Florida State University Sponsored Charter School
FSU Charter Schools Expenditures

173	FSU Charter Schools	
569	Other human services	
5061	FSU Charter Elementary School	Budget
6120	Guidance Services	<u>2017-18</u>
Personnel		
12956	130 School Counselor	46,820
15005	291 Supplements	9,237
21000	221 Social Security- matching	4,290
22200	211 Retirement contribution - FRS	4,442
23000	231 Health Insurance	15,903
23100	232 Life Insurance	271
24000	241 Workers compensation	390
26300	211 General retiree health contrib	138
Total Personnel 6120 Guidance Services		\$81,491
Operating		
52590	590 Other Mat'l & Sply	500
Total Operating 6120 Guidance Services		\$500
Total 6120 Guidance Services		\$81,991

City of Pembroke Pines, Florida
Florida State University Sponsored Charter School
FSU Charter Schools Expenditures

173	FSU Charter Schools	
569	Other human services	
5061	FSU Charter Elementary School	Budget
6200	Instruct Media Services	<u>2017-18</u>
Personnel		
12957	130 Media Specialist	40,463
15005	291 Supplements	1,095
15015	291 Payment in lieu of benefits	2,401
21000	221 Social Security- matching	3,365
22200	211 Retirement contribution - FRS	3,483
23100	232 Life Insurance	234
24000	241 Workers compensation	337
26300	211 General retiree health contrib	138
Total Personnel 6200 Instruct Media Services		\$51,516
Operating		
52590	590 Other Mat'l & Sply	1,000
52652	692 Software < than \$1000 &/or licenses	1,795
54510	611 Media Books	6,519
Total Operating 6200 Instruct Media Services		\$9,314
Total 6200 Instruct Media Services		\$60,830

City of Pembroke Pines, Florida
Florida State University Sponsored Charter School
FSU Charter Schools Expenditures

173	FSU Charter Schools	
569	Other human services	
5061	FSU Charter Elementary School	Budget
6400	Instructional Staff Training services	<u>2017-18</u>
Operating		
31310	310 Prof & Tech Services	7,300
40100	330 Travel/conferences	<u>8,200</u>
Total Operating 6400 Instructional Staff Training services		\$15,500
Total 6400 Instructional Staff Training services		\$15,500

City of Pembroke Pines, Florida
Florida State University Sponsored Charter School
FSU Charter Schools Expenditures

173	FSU Charter Schools	
569	Other human services	
5061	FSU Charter Elementary School	Budget
7300	School Administration	<u>2017-18</u>
Personnel		
12155	110 Sch Administrative Assistant I	40,428
12952	160 Bookkeeper	34,515
12953	110 Assistant Principal	83,991
12973	110 Principal Pembroke Shores	115,004
12997	291 Sick leave - annual	2,500
13683	160 Sch P/T Clerk Spec I	9,254
15005	291 Supplements	3,001
15015	291 Payment in lieu of benefits	4,802
21000	221 Social Security- matching	22,414
22200	211 Retirement contribution - FRS	19,579
22500	211 ICMA - city portion	3,473
23000	231 Health Insurance	31,806
23100	232 Life Insurance	1,585
24000	241 Workers compensation	2,360
26300	211 General retiree health contrib	552
Total Personnel 7300 School Administration		\$375,264
Operating		
30010	790 Contingency	48,408
31300	311 Professional services-Outside Legal	7,600
31310	310 Prof & Tech Services	10,328
34989	310 Contractual service provider	109,185
40100	330 Travel/conferences	1,200
41400	371 Postage	1,000
44200	362 Rents- machinery & equipment	4,950
46250	351 R & M equipment	1,100
46800	350 Maintenance contracts	7,350
46801	350 I.T. Maintenance contracts	15,327
47100	395 Printing	1,500
49000	391 Legal/employment ads	500
52590	590 Other Mat'l & Sply	7,000
52650	642 Equip < than \$1000	11,185
52652	692 Software < than \$1000 &/or licenses	49,064
52653	644 Computer equipment < \$1000	5,019
52790	790 Miscellaneous Expense	100
54100	521 Memberships/ dues/ subscription	1,000
Total Operating 7300 School Administration		\$281,816
Total 7300 School Administration		\$657,080

City of Pembroke Pines, Florida
Florida State University Sponsored Charter School
FSU Charter Schools Expenditures

173	FSU Charter Schools	
569	Other human services	
5061	FSU Charter Elementary School	Budget
7400	Facilities Acquisition & Construction	<u>2017-18</u>
Operating		
44360	360 Rentals	<u>570,902</u>
Total Operating 7400 Facilities Acquisition & Construction		\$570,902
Total 7400 Facilities Acquisition & Construction		\$570,902

City of Pembroke Pines, Florida
Florida State University Sponsored Charter School
FSU Charter Schools Expenditures

173	FSU Charter Schools	
569	Other human services	
5061	FSU Charter Elementary School	Budget
7600	Food Services	<u>2017-18</u>
Operating		
31310	310 Prof & Tech Services	211,974
40100	330 Travel/conferences	5
41370	370 Communications	325
43380	380 Pub Ut Svc Othr Energ Sv	1,300
43430	430 Electricity	11,000
46150	350 R & M- land- building & improvement	500
46250	351 R & M equipment	1,400
46800	350 Maintenance contracts	1,000
52650	642 Equip < than \$1000	1,834
52790	790 Miscellaneous Expense	580
52910	580 Commodity Consumption	20,015
Total Operating 7600 Food Services		\$249,933
Capital		
64115	641 Kitchen equipment	834
64151	641 Oven	15,500
Total Capital 7600 Food Services		\$16,334
Total 7600 Food Services		\$266,267

City of Pembroke Pines, Florida
Florida State University Sponsored Charter School
FSU Charter Schools Expenditures

173	FSU Charter Schools	
569	Other human services	
5061	FSU Charter Elementary School	Budget
7800	Pupil Transfer Services	<u>2017-18</u>
Operating		
34300	390 Contract- laundry & cleaning	116
34990	310 Contractual services- other	181,297
41370	370 Communications	405
43380	380 Pub Ut Svc Othr Energ Sv	549
43430	430 Electricity	605
44200	362 Rents- machinery & equipment	91
45000	370 Insurance	12,287
45320	320 Insurance & Bond Premium	1,715
46150	350 R & M- land- building & improvement	150
46250	351 R & M equipment	150
46300	351 R & M motor vehicles	26,994
46800	350 Maintenance contracts	53
49000	391 Legal/employment ads	138
49105	370 License renewals	41
52540	451 Fuel	24,574
52600	642 Clothing/uniforms	526
52650	642 Equip < than \$1000	343
52790	790 Miscellaneous Expense	778
Total Operating 7800 Pupil Transfer Services		\$250,812
Total 7800 Pupil Transfer Services		\$250,812

City of Pembroke Pines, Florida
Florida State University Sponsored Charter School
FSU Charter Schools Expenditures

173	FSU Charter Schools	
569	Other human services	
5061	FSU Charter Elementary School	Budget
7900	Operation of Plant	<u>2017-18</u>
Operating		
32100	312 Accounting and auditing fees	4,091
34500	350 Contract- building maintenance	124,185
34982	310 Function sourcing- Grounds/Facilities	3,390
34990	310 Contractual services- other	13,876
41370	370 Communications	12,042
43380	380 Pub Ut Svc Othr Energ Sv	6,300
43430	430 Electricity	109,007
44210	360 IT/Telecommunications Services	99,134
45320	320 Insurance & Bond Premium	71,374
46150	350 R & M- land- building & improvement	91,159
46210	682 Energy Savings Project	72,135
46250	351 R & M equipment	750
49105	370 License renewals	200
49175	794 Administrative fees	139,441
49176	794 FSU Administrative Fee	250,000
52590	590 Other Mat'l & Sply	500
52650	642 Equip < than \$1000	2,500
52790	790 Miscellaneous Expense	500
Total Operating 7900 Operation of Plant		\$1,000,584
Total 7900 Operation of Plant		\$1,000,584

City of Pembroke Pines, Florida
Florida State University Sponsored Charter School
FSU Charter Schools Expenditures

173	FSU Charter Schools	
569	Other human services	
5061	FSU Charter Elementary School	Budget
9102	Child Care Supervision	<u>2017-18</u>
Personnel		
13190	160 P/T After School Director	28,640
13556	160 P/T After School Care	87,584
21000	221 Social Security- matching	8,907
22200	211 Retirement contribution - FRS	9,223
24000	241 Workers compensation	971
Total Personnel 9102 Child Care Supervision		\$135,325
Operating		
34989	310 Contractual service provider	19,263
52590	590 Other Mat'l & Sply	500
52650	642 Equip < than \$1000	400
Total Operating 9102 Child Care Supervision		\$20,163
Total 9102 Child Care Supervision		\$155,488
Total FSU Charter Schools		\$6,626,108